



TREASURER-TAX COLLECTOR VENTURA COUNTY

STEVEN HINTZ
TREASURER
TAX COLLECTOR

Sue Horgan
Assistant Treasurer-Tax Collector

July 26, 2022

Ventura County Board of Supervisors
800 South Victoria Avenue
Ventura, CA 93009

SUBJECT: Receive and File Report of Investments, Including Market Values for Investments for the Month Ending May 31, 2022.

RECOMMENDATION: Receive and File

FISCAL/MANDATES IMPACT: None

DISCUSSION:

This report covers the one-month period ending May 31, 2022.

The **average daily portfolio balance** for May was \$3.891 Billion. The balance peaked in April and will taper off during the summer. This is the highest May balance ever, by \$508 million.

The **Effective Rate of Return**, net of administrative fees, for May was 0.62%, a significant increase from April. Yields will rise in 2022, based on statements by the Federal Open Market Committee. I believe that continued inflation pressures will also contribute to significant yield increases.

Going forward, if the current portfolio investments were all held to maturity, the portfolio's gross **approximate yield to maturity** would be 0.729%, an increase from April that marks the continuing steady rise in the portfolio's Effective Rate of Return.

The **total net earnings** for May were \$2,212,590, an increase of \$370,731 from April, that reflects the increase in the rate of return. I am confident that Exhibits 5, 6, and 7 will show significant upward movement in the summer.

I acknowledge the gap between our yield and the yields of our benchmarks, shown in Exhibit 5. Caltrust revealed in a recent webinar that its managers sold a significant portion of the fund's shorter issues and re-invested in longer issues to capture the beginning of the rising market. We are a buy-and-hold fund. We do not try to time the market because it incurs risk that is outside our policy, and

in order to achieve so rapid an increase, Caltrust must have invested in a higher percentage of longer-term investments than our policy allows.

The **weighted average days to maturity** dipped to 265 days. The interest-rate sensitivity measure of **effective duration** dipped to 0.466. Both numbers are comfortably within expectations for LGIP programs like ours.

Exhibit 9 is a useful pie chart that graphically illustrates the portfolio holdings by S&P ratings. Over 58% of the portfolio is in the highest short-term and long-term rating category (A-1+ and AAA), which is one reason for our continued receipt of S&P's highest rating.

The **three largest sectors**, by percentage, were: Commercial Paper (33.16%), Yankee Certificates of Deposit (23.24%), and Government Agencies (16.15%). The **three largest issuers**, by percentage, were: Federal Home Loan Bank (12.48%), Toronto Dominion Bank NY (9.71%), and Korea Development Bank NY (7.67%). The **three highest-yielding sectors**, by annualized percentage yield, were: Yankee Certificates of Deposit (0.989%), Commercial Paper (0.793%), and Municipal Bonds (0.603%).

The portfolio has been managed with the stated objectives of safety, liquidity, and earning a competitive return, as outlined in the Statement of Investment Policy. In striving to maintain **the primary objective, safety of principal**, the County of Ventura has continuously maintained a rating of AAf/S1+ by Standard & Poor's, the highest rating given by that agency, and re-affirmed in November 2021. The rating reflects S&P's opinion that the portfolio is well-managed, credit-worthy, well-diversified, and has a low sensitivity to interest rate variations. Regarding **the secondary objective of maintaining sufficient liquidity** to meet cash flow needs, the portfolio maintains significant cash reserves in the County's bank, as well as significant holdings in LAIF and CalTrust. The portfolio has the ability to meet its participants' expenditure requirements for the next six months, pursuant to a daily study of projected cash flows. All of the portfolio's assets have a well-developed resale market, although, of course, it is our policy not to sell. **Earning a competitive rate of return** is reflected by our performance against our benchmarks, even though they each have less restrictive investment policies than ours, and they either have no S&P rating at all, such as LAIF, or a lower S&P rating such as CalTrust.

The portfolio has been managed for over a year on the assumption that monthly yields will decline. The Investment Work Group has moved its focus to the challenges of investing in a rising interest rate market without approaching the boundaries imposed by our Statement of Investment Policy and by the Standard & Poor's rating team. While the seeming richness of today's 3-year yields is tempting after the long period of extremely low yields, it would be injudicious to overindulge in longer-term investments whose yields are likely to be outstripped by market forces. We will happily stay in the shorter end of the market for the time being, although we are increasingly open to longer-term issues.

This letter has been reviewed and approved as to form by the County Executive Office, the Auditor-Controller's Office, and County Counsel.

Please contact me at 805-654-3726 if you have any questions or require further information regarding this item.

Sincerely,



STEVEN HINTZ
Treasurer-Tax Collector

- Exhibit 1 – Principal Custody Solutions Market Cost Value Comparison Report – May 31, 2022
- Exhibit 2 – Monthly Transactions Report – May 2022
- Exhibit 3 – Portfolio Average Monthly Balance Graph – May 2020 - 2022
- Exhibit 4 – Average Maturity Graph – May 2020 – 2022
- Exhibit 5 – Yield Comparison Graph – May 2021 – 2022
- Exhibit 6 – Rolling 2-Year % Yield Graph – May 2020 – 2022 (Ventura)
- Exhibit 7 – Rolling 2-Year \$ Yield Graph – May 2020 – 2022
- Exhibit 8 – Portfolio Holdings by Class Graph – May 2022
- Exhibit 9 – Portfolio Holdings by S&P Credit Ratings Graph – May 2022

Principal Custody Solutions
Market/Cost Value Comparison Report
By Account By Industry Class

General Reporting
 From Month End 05/31/2022
 06/01/2022 12:25:56 PM PDT

ACCOUNT: All Accounts Selected

* = Trade or Other Activity Pending

<u>Asset ID</u>	<u>Units</u>	<u>Maturity Date</u>	<u>Market Value</u>	<u>Fed Tax Cost</u>	<u>Gain/Loss Amount</u>	<u>%</u>	<u>S & P Rating</u>	<u>Moody's Rating</u>	<u>Units in Transition</u>	<u>Encumbrd Units</u>
ACCOUNT: 11435100 COUNTY OF VENTURA										
NET CASH										
NET CASH	.0000		\$.00	\$.00	\$.00	.00			.0000	.00
	U.S. DOLLARS									
SUBTOTAL	.0000		\$.00	\$.00	\$.00	.00			.0000	.00
SAVINGS & CERTIFICATES OF DEPOSIT										
MARKETABLE CERTIFICATES OF DEPOSIT										
23344NTV8	30,000,000.0000	08/23/2022	\$29,978,100.00	\$30,002,538.00	(\$24,438.00)	(.08)	N/A	N/A	.0000	.00
			DNB BANK ASA CERTIFICATE OF DEPOSIT							
50066BVX6	10,000,000.0000	06/15/2022	\$9,997,600.00	\$10,000,000.00	(\$2,400.00)	(.02)	N/A	N/A	.0000	.00
			KOREA DEVELOPMENT BK CERT OF DEPOSIT							
50066BYY4	20,000,000.0000	07/08/2022	\$19,985,800.00	\$20,002,272.00	(\$16,472.00)	(.08)	N/A	N/A	.0000	.00
			KOREA DEVELOPMENT BK/NY CERT OF DEPOSIT							
50066BWB3	20,000,000.0000	07/08/2022	\$19,986,000.00	\$20,002,218.00	(\$16,218.00)	(.08)	N/A	N/A	.0000	.00
			KOREA DEV BK NEW YORK BRH CTF DEP PR							
50066BWC1	20,000,000.0000	07/06/2022	\$19,987,200.00	\$20,002,196.00	(\$14,996.00)	(.07)	N/A	N/A	.0000	.00
			KOREA DEV BK NEW YORK BRH CTF DEP PR							
50066BWG2	20,000,000.0000	07/06/2022	\$19,986,800.00	\$20,002,030.00	(\$15,230.00)	(.08)	N/A	N/A	.0000	.00
			KOREA DEVELOPMENT BK/NY CERT OF DEPOSIT							
50066BWW9	20,000,000.0000	08/01/2022	\$19,999,400.00	\$20,002,140.00	(\$2,740.00)	(.01)	N/A	N/A	.0000	.00
			KOREA DEVELOPMENT BANK CERTIFICATE OF DEPOSIT							
50066BXB2	20,000,000.0000	09/13/2022	\$19,985,600.00	\$20,000,000.00	(\$14,400.00)	(.07)	N/A	N/A	.0000	.00
			KOREA DEVELOPMENT BANK CERTIFICATE OF DEPOSIT							
50066BXJ5	20,000,000.0000	12/19/2022	\$19,999,400.00	\$20,002,838.00	(\$3,438.00)	(.02)	N/A	N/A	.0000	.00
			KOREA DEV BANK CERTIFICATE OF DEPOSIT							
63376DM69	10,000,000.0000	06/01/2022	\$9,999,900.00	\$10,000,474.00	(\$574.00)	(.01)	N/A	N/A	.0000	.00
			NATIONAL BK KUWAIT NY BRH CTF DEP PR							
63376DQ24	5,000,000.0000	06/06/2022	\$5,000,050.00	\$5,000,748.50	(\$698.50)	(.01)	N/A	N/A	.0000	.00
			NATIONAL BANK KUWAIT CERTIFICATE OF DEPOSIT							
63376DQ73	5,000,000.0000	06/08/2022	\$5,000,350.00	\$5,000,373.96	(\$23.96)	.00	N/A	N/A	.0000	.00

Principal Custody Solutions
Market/Cost Value Comparison Report
By Account By Industry Class

General Reporting
 From Month End 05/31/2022
 06/01/2022 12:25:56 PM PDT

ACCOUNT: All Accounts Selected

* = Trade or Other Activity Pending

<u>Asset ID</u>	<u>Units</u>	<u>Maturity Date</u>	<u>Market Value</u>	<u>Fed Tax Cost</u>	<u>Gain/Loss Amount</u>	<u>%</u>	<u>S & P Rating</u>	<u>Moody's Rating</u>	<u>Units in Transition</u>	<u>Encumbrd Units</u>
			NATIONAL BANK CERTIFICATE OF DEPOSIT							
63376DS30	10,000,000.0000	08/01/2022	\$9,997,200.00	\$10,001,086.37	(\$3,886.37)	(.04)	N/A	N/A	.0000	.00
			NATIONAL BANK KUWAIT CERTIFICATE OF DEPOSIT							
63376DT88	10,000,000.0000	08/02/2022	\$9,998,000.00	\$10,000,995.36	(\$2,995.36)	(.03)	N/A	N/A	.0000	.00
			NATIONAL BANK KUWAIT CERTIFICATE OF DEPOSIT							
63376DU52	20,000,000.0000	09/02/2022	\$19,990,800.00	\$20,001,622.60	(\$10,822.60)	(.05)	N/A	N/A	.0000	.00
			NATIONAL BANK KUWAIT CERTIFICATE OF DEPOSIT							
63376DZ73	5,000,000.0000	05/26/2023	\$5,000,250.00	\$5,001,477.10	(\$1,227.10)	(.02)	N/A	N/A	.0000	.00
			NATIONAL BANK KUWAIT CERTIFICATE OF DEPOSIT							
63376D2A2	5,000,000.0000	05/31/2023	\$5,000,000.00	\$5,000,000.00	\$.00	.00			.0000	.00
			NATIONAL BANK KUWAIT CERTIFICATE OF DEPOSIT							
65558UJB9	25,000,000.0000	07/25/2022	\$24,968,000.00	\$25,000,000.00	(\$32,000.00)	(.13)	N/A	N/A	.0000	.00
			NORDEA BK ABP NEW YORK BRH CFT DEP PR							
65558UKN1	20,000,000.0000	07/05/2022	\$19,987,400.00	\$20,000,000.00	(\$12,600.00)	(.06)	N/A	N/A	.0000	.00
			NORDEA BK ABP NEW YORK BRH CFT DEP PR							
65558URH7	25,000,000.0000	09/26/2022	\$24,985,500.00	\$25,001,186.50	(\$15,686.50)	(.06)	N/A	N/A	.0000	.00
			NORDEA BANK CERTIFICATE OF DEPOSIT							
69033MF36	20,000,000.0000	06/07/2022	\$19,998,000.00	\$20,001,003.80	(\$3,003.80)	(.02)	N/A	N/A	.0000	.00
			OVERSEA CHINESE BK INSTL CTF OGRAM 3/A2							
69033MG35	40,000,000.0000	07/08/2022	\$39,969,600.00	\$40,004,520.00	(\$34,920.00)	(.09)	N/A	N/A	.0000	.00
			OVERSEA CHINESE BK INSTL CTF OGRAM 3/A2							
69033MH59	20,000,000.0000	07/28/2022	\$19,973,800.00	\$20,001,890.00	(\$28,090.00)	(.14)	N/A	N/A	.0000	.00
			OVERSEA CHINESE BK INSTL CTF OGRAM 3/A2							
69033MH67	20,000,000.0000	07/28/2022	\$19,974,800.00	\$20,002,910.00	(\$28,110.00)	(.14)	N/A	N/A	.0000	.00
			OVERSEA-CHINESE BK CO NY CERT OF DEPOSIT							
69033MJ24	20,000,000.0000	07/01/2022	\$19,991,200.00	\$20,001,652.00	(\$10,452.00)	(.05)	N/A	N/A	.0000	.00
			OVERSEA CHINESE BK INSTL CTF OGRAM 3/A2							
69033MJ32	20,000,000.0000	07/01/2022	\$19,991,000.00	\$20,000,000.00	(\$9,000.00)	(.05)	N/A	N/A	.0000	.00
			OVERSEA CHINESE BK INSTL CTF OGRAM 3/A2							
69033MJ99	45,000,000.0000	06/27/2022	\$44,989,200.00	\$45,003,378.00	(\$14,178.00)	(.03)	N/A	N/A	.0000	.00

Principal Custody Solutions
Market/Cost Value Comparison Report
By Account By Industry Class

General Reporting
 From Month End 05/31/2022
 06/01/2022 12:25:56 PM PDT

ACCOUNT: All Accounts Selected

* = Trade or Other Activity Pending

<u>Asset ID</u>	<u>Units</u>	<u>Maturity Date</u>	<u>Market Value</u>	<u>Fed Tax Cost</u>	<u>Gain/Loss Amount</u>	<u>%</u>	<u>S & P Rating</u>	<u>Moody's Rating</u>	<u>Units in Transition</u>	<u>Encumbrd Units</u>
			OVERSEA-CHINESE BANKING CORP CERTIFICATE OF DEPOSIT							
69033MK97	20,000,000.0000	08/24/2022	\$19,980,800.00	\$20,002,536.00	(\$21,736.00)	(.11)	N/A	N/A	.0000	.00
			OVERSEA-CHINESE BANK CERTIFICATE OF DEPOSIT							
69033ML39	20,000,000.0000	08/05/2022	\$19,992,800.00	\$20,002,206.00	(\$9,406.00)	(.05)	N/A	N/A	.0000	.00
			OVERSEA-CHINESE BANK CO CERTIFICATE OF DEPOSIT							
69033ML70	25,000,000.0000	09/15/2022	\$24,980,000.00	\$25,003,231.00	(\$23,231.00)	(.09)	N/A	N/A	.0000	.00
			OVERSEA CHINESE BANK CERTIFICATE OF DEPOSIT							
69033MM79	25,000,000.0000	12/15/2022	\$24,992,000.00	\$25,005,350.00	(\$13,350.00)	(.05)	N/A	N/A	.0000	.00
			OVERSEA CHINESE BANK INSTL CTF CERTIFICATE OF DEPOSIT							
78012UX67	10,000,000.0000	10/26/2022	\$9,937,500.00	\$10,000,000.00	(\$62,500.00)	(.63)	N/A	N/A	.0000	.00
			ROYAL BANK OF CANADA NY CERT OF DEPOSIT							
78012U2E4	10,000,000.0000	12/02/2022	\$9,912,000.00	\$10,000,000.00	(\$88,000.00)	(.88)	N/A	N/A	.0000	.00
			ROYAL BK CDA N Y BRH INSTL CTFDEP PR OGRAM BOOK							
78012U2V6	5,000,000.0000	01/04/2023	\$4,948,700.00	\$5,000,000.00	(\$51,300.00)	(1.03)	N/A	N/A	.0000	.00
			ROYAL BANK OF CANADA NY CERT OF DEPOSIT							
78012U4X0	25,000,000.0000	11/04/2022	\$24,966,500.00	\$25,000,000.00	(\$33,500.00)	(.13)	N/A	N/A	.0000	.00
			ROYAL BANK OF CANADA CERTIFICATE OF DEPOSIT							
78012U5M3	25,000,000.0000	12/15/2022	\$24,985,750.00	\$25,000,000.00	(\$14,250.00)	(.06)	N/A	N/A	.0000	.00
			ROYAL BANK CDA CERTIFICATE OF DEPOSIT							
85325VU65	25,000,000.0000	06/28/2022	\$24,986,250.00	\$25,000,000.00	(\$13,750.00)	(.06)	N/A	N/A	.0000	.00
			STANDARD CHARTERED BK NEW YORKN Y IN STL CTF DE							
89114WF34	10,000,000.0000	08/25/2022	\$9,969,900.00	\$10,000,000.00	(\$30,100.00)	(.30)	N/A	N/A	.0000	.00
			TORONTO DOMINION BK N Y BRH CTF DEP PR							
89114WN43	20,000,000.0000	07/08/2022	\$19,983,600.00	\$20,001,148.00	(\$17,548.00)	(.09)	N/A	N/A	.0000	.00
			TORONTO DOMINION BK N Y BRH CTF DEP PR							
89114WPH2	20,000,000.0000	07/28/2022	\$19,976,200.00	\$20,002,106.00	(\$25,906.00)	(.13)	N/A	N/A	.0000	.00
			TORONTO DOMINION BK N Y BRH CTF DEP PR							
89114WS89	10,000,000.0000	07/07/2022	\$9,998,000.00	\$10,000,675.00	(\$2,675.00)	(.03)	N/A	N/A	.0000	.00
			TORONTO DOMINION BANK CERTIFICATE OF DEPOSIT							
89114WT54	20,000,000.0000	08/19/2022	\$19,993,200.00	\$20,000,000.00	(\$6,800.00)	(.03)	N/A	N/A	.0000	.00

Principal Custody Solutions
Market/Cost Value Comparison Report
By Account By Industry Class

General Reporting
 From Month End 05/31/2022
 06/01/2022 12:25:56 PM PDT

ACCOUNT: All Accounts Selected

* = Trade or Other Activity Pending

<u>Asset ID</u>	<u>Units</u>	<u>Maturity Date</u>	<u>Market Value</u>	<u>Fed Tax Cost</u>	<u>Gain/Loss Amount</u>	<u>%</u>	<u>S & P Rating</u>	<u>Moody's Rating</u>	<u>Units in Transition</u>	<u>Encumbrd Units</u>
TORONTO DOMINION BANK CERTIFICATE OF DEPOSIT										
89114WUD5	25,000,000.0000	09/08/2022	\$24,984,500.00	\$25,000,000.00	(\$15,500.00)	(.06)	N/A	N/A	.0000	.00
TORONTO DOMINION BANK CERTIFICATE OF DEPOSIT										
89114WUH6	25,000,000.0000	09/26/2022	\$24,988,000.00	\$25,002,359.00	(\$14,359.00)	(.06)	N/A	N/A	.0000	.00
TORONTO DOMINION BANK CERTIFICATE OF DEPOSIT										
89114WVD4	20,000,000.0000	10/07/2022	\$19,998,000.00	\$20,000,000.00	(\$2,000.00)	(.01)	N/A	N/A	.0000	.00
TORONTO DOMINION BANK CERTIFICATE OF DEPOSIT										
89114WWE1	20,000,000.0000	12/12/2022	\$20,006,800.00	\$20,003,668.00	\$3,132.00	.02	N/A	N/A	.0000	.00
TORONTO DOMINION BANK CERTIFICATE OF DEPOSIT										
89114WW35	10,000,000.0000	12/29/2022	\$9,999,100.00	\$10,002,012.00	(\$2,912.00)	(.03)	N/A	N/A	.0000	.00
TORONTO-DOMINION BANK CERTIFICATE OF DEPOSIT										
89114WY58	10,000,000.0000	05/26/2023	\$10,000,000.00	\$10,000,983.00	(\$983.00)	(.01)			.0000	.00
TORONTO DOMINION BANK CERTIFICATE OF DEPOSIT										
SUBTOTAL	885,000,000.0000		\$884,300,550.00	\$885,065,824.19	(\$765,274.19)	(.09)			.0000	.00
COMMERCIAL PAPER										
COMMERCIAL PAPER DISCOUNT										
13607FF19	25,000,000.0000	06/01/2022	\$25,000,000.00	\$24,969,833.25	\$30,166.75	.12			.0000	.00
CANADIAN IMPERIAL HLDGS INC- DTD 12/02/21 06/01/2022										
13607FF35	25,000,000.0000	06/03/2022	\$24,999,000.00	\$24,970,165.00	\$28,835.00	.12			.0000	.00
CANADIAN IMPERIAL HLDGS INC- DTD 12/06/21 06/03/2022										
13609CKR1	25,000,000.0000	10/25/2022	\$24,830,750.00	\$24,776,333.25	\$54,416.75	.22			.0000	.00
CANADIAN IMPER HLDS DISCOUNT COMMERCIAL PAPER										
22533UG15	10,000,000.0000	07/01/2022	\$9,994,000.00	\$9,976,666.70	\$17,333.30	.17			.0000	.00
CREDIT AGRICOLE DISCOUNT COMMERCIAL PAPER										
22533UHC0	25,000,000.0000	08/12/2022	\$24,941,000.00	\$24,900,340.28	\$40,659.72	.16			.0000	.00
CREDIT AGRICOLE CORPORATE DISCOUNT COMMERCIAL PAPER										
22533UJ87	20,000,000.0000	09/08/2022	\$19,925,200.00	\$19,888,333.40	\$36,866.60	.19			.0000	.00
CREDIT AGRICOLE CORPORATE DISCOUNT COMMERCIAL PAPER										
22533UKB8	10,000,000.0000	10/11/2022	\$9,938,800.00	\$9,922,600.00	\$16,200.00	.16			.0000	.00
CREDIT AGRICOLE CORPORATE DISCOUNT COMMERCIAL PAPER										

Principal Custody Solutions
Market/Cost Value Comparison Report
By Account By Industry Class

General Reporting
 From Month End 05/31/2022
 06/01/2022 12:25:56 PM PDT

ACCOUNT: All Accounts Selected

* = Trade or Other Activity Pending

<u>Asset ID</u>	<u>Units</u>	<u>Maturity Date</u>	<u>Market Value</u>	<u>Fed Tax Cost</u>	<u>Gain/Loss Amount</u>	<u>%</u>	<u>S & P Rating</u>	<u>Moody's Rating</u>	<u>Units in Transition</u>	<u>Encumbrd Units</u>
22533UMG5	10,000,000.0000	12/16/2022	\$9,908,200.00	\$9,879,277.80	\$28,922.20	.29			.0000	.00
			CREDIT AGRICOLE CORPORATE DISCOUNT COMMERCIAL PAPER							
48306BH24	21,861,000.0000	08/02/2022	\$21,816,622.17	\$21,781,830.56	\$34,791.61	.16			.0000	.00
			KAISER FNDTN HOSPS DISCOUNT COMMERCIAL PAPER							
48306BH99	10,000,000.0000	08/09/2022	\$9,977,400.00	\$9,956,077.80	\$21,322.20	.21			.0000	.00
			KAISER FNDTN HOSPS DISCOUNT COMMERCIAL PAPER							
48306BJD8	10,000,000.0000	09/13/2022	\$9,960,700.00	\$9,937,563.89	\$23,136.11	.23			.0000	.00
			KAISER FNDTN HOSPS DISCOUNT COMMERCIAL PAPER							
48306BJ89	42,939,000.0000	09/08/2022	\$42,778,408.14	\$42,722,841.42	\$55,566.72	.13			.0000	.00
			KAISER FNDTN HOSPS DISCOUNT COMMERCIAL PAPER							
5006E1FE9	10,000,000.0000	06/14/2022	\$9,997,500.00	\$9,986,275.00	\$11,225.00	.11			.0000	.00
			KOREA DEVELOPMENT BK CPDN DTD 12/13/21 06/14/2022							
5006E1FT6	30,000,000.0000	06/27/2022	\$29,984,400.00	\$29,951,900.07	\$32,499.93	.11			.0000	.00
			KOREA DEV BK N Y BRH DISC COMLPAPER DTD 10/28/21 06/27/2022							
5006E1GB4	20,000,000.0000	07/11/2022	\$19,982,000.00	\$19,965,166.00	\$16,834.00	.08			.0000	.00
			KOREA DEV BK N Y BRH DISC COMLPAPER DTD 10/15/21 07/11/2022							
5006E1GR9	15,000,000.0000	07/25/2022	\$14,978,250.00	\$14,973,187.50	\$5,062.50	.03			.0000	.00
			KOREA DEVELOPMENT BK CPDN DTD 01/10/22 07/25/2022							
5006E1G65	10,000,000.0000	07/06/2022	\$9,992,100.00	\$9,972,666.70	\$19,433.30	.19			.0000	.00
			KOREA DEV BK NY BRH DISCOUNT COMMERCIAL PAPER							
5006E1G81	15,000,000.0000	07/08/2022	\$14,987,550.00	\$14,974,125.00	\$13,425.00	.09			.0000	.00
			KOREA DEV BK N Y BRH DISC COMLPAPER DTD 11/08/21 07/08/2022							
5006E1HP2	20,000,000.0000	08/23/2022	\$19,945,600.00	\$19,895,622.20	\$49,977.80	.25			.0000	.00
			KOREA DEV BANK DISCOUNT COMMERCIAL PAPER							
5006E1H15	12,000,000.0000	08/01/2022	\$11,976,000.00	\$11,956,486.68	\$19,513.32	.16			.0000	.00
			KOREA DEV BK DISCOUNT COMMERCIAL PAPER							
5006E1H31	10,000,000.0000	08/03/2022	\$9,979,400.00	\$9,964,630.60	\$14,769.40	.15			.0000	.00
			KOREA DEV BANK DISCOUNT COMMERCIAL PAPER							
53948BFF1	10,000,000.0000	06/15/2022	\$9,997,400.00	\$9,985,300.00	\$12,100.00	.12			.0000	.00

Principal Custody Solutions
Market/Cost Value Comparison Report
By Account By Industry Class

General Reporting
From Month End 05/31/2022
06/01/2022 12:25:56 PM PDT

ACCOUNT: All Accounts Selected

* = Trade or Other Activity Pending

<u>Asset ID</u>	<u>Units</u>	<u>Maturity Date</u>	<u>Market Value</u>	<u>Fed Tax Cost</u>	<u>Gain/Loss Amount</u>	<u>%</u>	<u>S & P Rating</u>	<u>Moody's Rating</u>	<u>Units in Transition</u>	<u>Encumbrd Units</u>
			ROYAL BK CDA N Y BRH DISCOUNT COMMERCIAL PAPER							
78015DFU9	20,000,000.0000	06/28/2022	\$19,989,200.00	\$19,971,688.89	\$17,511.11	.09			.0000	.00
			ROYAL BK CDA N Y BRH DISC COMLPAPER DTD 06/28/21 06/28/2022							
78015DF70	20,000,000.0000	06/07/2022	\$19,997,800.00	\$19,972,850.00	\$24,950.00	.12			.0000	.00
			ROYAL BK CDA N Y BRH DISC COMLPAPER DTD 12/08/21 06/07/2022							
78015DGC8	10,000,000.0000	07/12/2022	\$9,990,800.00	\$9,965,333.00	\$25,467.00	.26			.0000	.00
			ROYAL BANK CDA DISCOUNT COMMERCIAL PAPER							
78015DGR5	15,000,000.0000	07/25/2022	\$14,978,250.00	\$14,966,633.33	\$11,616.67	.08			.0000	.00
			ROYAL BK CDA N Y BRH DISC COMLPAPER DTD 10/08/21 07/25/2022							
78015DGU8	35,000,000.0000	07/28/2022	\$34,946,100.00	\$34,917,505.27	\$28,594.73	.08			.0000	.00
			ROYAL BK CDA N Y BRH DISC COMLPAPER DTD 01/24/22 07/28/2022							
78015DG53	35,000,000.0000	07/05/2022	\$34,973,400.00	\$34,928,274.44	\$45,125.56	.13			.0000	.00
			ROYAL BK CANADA NY BRA CPDN DTD 01/03/22 07/05/2022							
78015DG87	10,000,000.0000	07/08/2022	\$9,991,700.00	\$9,966,333.30	\$25,366.70	.25			.0000	.00
			ROYAL BANK OF CANADA DISCOUNT COMMERCIAL PAPER							
78015DHA1	10,000,000.0000	08/10/2022	\$9,977,100.00	\$9,966,500.00	\$10,600.00	.11			.0000	.00
			ROYAL BK CDA N Y BRH DISC COMLPAPER DTD 08/12/21 08/10/2022							
78015DMT4	20,000,000.0000	12/27/2022	\$19,806,000.00	\$19,713,977.78	\$92,022.22	.47			.0000	.00
			ROYAL BK CDA DISCOUNT COMMERCIAL PAPER							
78015DN30	10,000,000.0000	01/03/2023	\$9,899,800.00	\$9,859,083.33	\$40,716.67	.41			.0000	.00
			ROYAL BANK CDA NY DISCOUNT COMMERCIAL PAPER							
79572QFM1	20,000,000.0000	06/21/2022	\$19,992,000.00	\$19,964,438.89	\$27,561.11	.14			.0000	.00
			SALT RIV PROJ ARIZONA AGRIC IMPT MUNICIPAL COMMERCIAL PAPER							
82619UJ62	10,000,000.0000	09/06/2022	\$9,963,400.00	\$9,953,675.00	\$9,725.00	.10			.0000	.00
			SIEMENS CAP CO LLC DISCOUNT COMMERCIAL PAPER							
85324UFE8	10,000,000.0000	06/14/2022	\$9,997,500.00	\$9,972,952.78	\$24,547.22	.25			.0000	.00
			STANDARD CHARTERED BANK DISCOUNT COMMERCIAL PAPER							
85324UFU2	10,000,000.0000	06/28/2022	\$9,994,600.00	\$9,985,300.00	\$9,300.00	.09			.0000	.00
			STANDARD CHARTERED BK US DISC COML P DTD 12/14/21 06/28/2022							
85324UF65	10,000,000.0000	06/06/2022	\$9,999,100.00	\$9,985,000.00	\$14,100.00	.14			.0000	.00

Principal Custody Solutions
Market/Cost Value Comparison Report
By Account By Industry Class

General Reporting
 From Month End 05/31/2022
 06/01/2022 12:25:56 PM PDT

ACCOUNT: All Accounts Selected

* = Trade or Other Activity Pending

<u>Asset ID</u>	<u>Units</u>	<u>Maturity Date</u>	<u>Market Value</u>	<u>Fed Tax Cost</u>	<u>Gain/Loss Amount</u>	<u>%</u>	<u>S & P Rating</u>	<u>Moody's Rating</u>	<u>Units in Transition</u>	<u>Encumbrd Units</u>
TOYOTA CR DE PUERTO RICO INC DISCOUNT COMMERCIAL PAPER										
8923A1H12	10,000,000.0000	08/01/2022	\$9,980,000.00	\$9,959,194.44	\$20,805.56	.21			.0000	.00
TOYOTA CR DE PUERTO RICO INC DISCOUNT COMMERCIAL PAPER										
8923A1H87	10,000,000.0000	08/08/2022	\$9,977,700.00	\$9,955,855.56	\$21,844.44	.22			.0000	.00
TOYOTA CR DE PUERTO RICO INC DISCOUNT COMMERCIAL PAPER										
8923A1MF5	10,000,000.0000	12/15/2022	\$9,908,600.00	\$9,867,888.89	\$40,711.11	.41			.0000	.00
TOYOTA CR DE PUERTO RICO INC DISCOUNT COMMERCIAL PAPER										
8923A1MG3	10,000,000.0000	12/16/2022	\$9,908,200.00	\$9,868,627.78	\$39,572.22	.40			.0000	.00
TOYOTA CR DE PUERTO RICO INC DISCOUNT COMMERCIAL PAPER										
89233HFU3	20,000,000.0000	06/28/2022	\$19,989,200.00	\$19,965,333.33	\$23,866.67	.12			.0000	.00
TOYOTA MTR CR CORP DISC COML DTD 12/15/21 06/28/2022										
89233HH49	10,000,000.0000	08/04/2022	\$9,979,000.00	\$9,966,458.33	\$12,541.67	.13			.0000	.00
TOYOTA MTR CR CORP DISC COML DTD 02/10/22 08/04/2022										
89233HJG0	10,000,000.0000	09/16/2022	\$9,959,600.00	\$9,965,627.78	(\$6,027.78)	(.06)			.0000	.00
TOYOTA MTR CR CORP DISC COML DTD 12/20/21 09/16/2022										
89233HMK7	25,000,000.0000	12/19/2022	\$25,000,000.00	\$24,702,611.11	\$297,388.89	1.20			.0000	.00
TOYOTA MTR CR CORP DISCOUNT COMMERCIAL PAPER										
SUBTOTAL	1,262,786,000.0000		\$1,260,257,770.40	\$1,258,241,092.45	\$2,016,677.95	.16			.0000	.00
CORPORATE BONDS										
CORPORATE BONDS										
023135AJ5	399,000.0000	11/29/2022	\$399,813.96	\$405,236.37	(\$5,422.41)	(1.34)	AA	A1	.0000	.00
AMAZON.COM INC DTD 11/29/12 2.500 11/29/2022										
023135AW6	500,000.0000	02/22/2023	\$499,250.00	\$504,325.00	(\$5,075.00)	(1.01)	AA	A1	.0000	.00
AMAZON.COM INC DTD 02/22/18 2.400 02/22/2023										
023135BP0	17,224,000.0000	06/03/2023	\$16,892,265.76	\$17,130,422.08	(\$238,156.32)	(1.39)	AA	A1	.0000	.00
AMAZON.COM INC DTD 06/03/20 0.400 06/03/2023										
023135BV7	10,000,000.0000	05/12/2023	\$9,820,600.00	\$9,967,400.00	(\$146,800.00)	(1.47)	AA	A1	.0000	.00
AMAZON.COM INC DTD 05/12/21 0.250 05/12/2023										
037833AK6	37,498,000.0000	05/03/2023	\$37,544,497.52	\$38,351,242.40	(\$806,744.88)	(2.10)	AA+	AAA	.0000	.00
APPLE INC DTD 05/03/13 2.400 05/03/2023										

Principal Custody Solutions
Market/Cost Value Comparison Report
By Account By Industry Class

General Reporting
From Month End 05/31/2022
06/01/2022 12:25:56 PM PDT

ACCOUNT: All Accounts Selected

* = Trade or Other Activity Pending

<u>Asset ID</u>	<u>Units</u>	<u>Maturity Date</u>	<u>Market Value</u>	<u>Fed Tax Cost</u>	<u>Gain/Loss Amount</u>	<u>%</u>	<u>S & P Rating</u>	<u>Moody's Rating</u>	<u>Units in Transition</u>	<u>Encumbrd Units</u>
037833BU3	5,000,000.0000	02/23/2023 APPLE INC DTD 02/23/16 2.850 02/23/2023	\$5,028,850.00	\$5,117,000.00	(\$88,150.00)	(1.72)	AA+	AAA	.0000	.00
037833DC1	580,000.0000	09/12/2022 APPLE INC DTD 09/12/17 2.100 09/12/2022	\$580,730.80	\$582,030.00	(\$1,299.20)	(.22)	AA+	AAA	.0000	.00
037833DE7	7,814,000.0000	01/13/2023 APPLE INC DTD 11/13/17 2.400 01/13/2023	\$7,829,549.86	\$7,923,708.56	(\$94,158.70)	(1.19)	AA+	AAA	.0000	.00
037833DL1	2,120,000.0000	09/11/2022 APPLE INC DTD 09/11/19 1.700 09/11/2022	\$2,120,657.20	\$2,175,410.44	(\$54,753.24)	(2.52)	AA+	AAA	.0000	.00
037833DV9	23,354,000.0000	05/11/2023 APPLE INC DTD 05/11/20 0.750 05/11/2023	\$23,041,990.56	\$23,401,842.69	(\$359,852.13)	(1.54)	AA+	AAA	.0000	.00
05253JAU5	3,194,000.0000	11/09/2022 AUST & NZ BANKING GRP NY MED TERM NOTE	\$3,202,655.74	\$3,249,645.88	(\$46,990.14)	(1.45)	AA-	AA3	.0000	.00
05253JAW1	2,225,000.0000	11/21/2022 AUST & NZ BANKING GRP NY MED TERM NOTE	\$2,224,510.50	\$2,285,700.68	(\$61,190.18)	(2.68)	AA-	AA3	.0000	.00
06406RAJ6	3,500,000.0000	08/11/2023 BANK OF NY MELLON CORP MED TERM NOTE	\$3,540,040.00	\$3,661,105.00	(\$121,065.00)	(3.31)	A	A1	.0000	.00
06406RAM9	2,500,000.0000	01/27/2023 BANK OF NY MELLON CORP MED TERM NOTE	\$2,495,800.00	\$2,577,950.00	(\$82,150.00)	(3.19)	A	A1	.0000	.00
06406RAP2	3,962,000.0000	12/07/2023 BANK OF NY MELLON CORP DTD 12/07/20 0.350 12/07/2023	\$3,828,678.70	\$3,925,945.80	(\$97,267.10)	(2.48)	A	A1	.0000	.00
084670BJ6	1,765,000.0000	02/11/2023 BERKSHIRE HATHAWAY INC DTD 02/11/13 3.000 02/11/2023	\$1,772,165.90	\$1,838,424.00	(\$66,258.10)	(3.60)	AA	AA2	.0000	.00
084670BR8	15,722,000.0000	03/15/2023 BERKSHIRE HATHAWAY INC DTD 03/15/16 2.750 03/15/2023	\$15,790,390.70	\$16,404,720.00	(\$614,329.30)	(3.74)	AA	AA2	.0000	.00
110122AT5	574,000.0000	08/01/2022 BRISTOL-MYERS SQUIBB CO DTD 07/31/12 2.000 08/01/2022	\$574,074.62	\$580,245.12	(\$6,170.50)	(1.06)	A+	A2	.0000	.00
110122CX4	12,299,000.0000	08/15/2022 BRISTOL-MYERS SQUIBB CO DTD 02/15/20 3.550 08/15/2022	\$12,344,875.27	\$12,969,418.49	(\$624,543.22)	(4.82)	A+	A2	.0000	.00
110122DT2	1,965,000.0000	11/13/2023	\$1,909,390.50	\$1,958,181.45	(\$48,790.95)	(2.49)	A+	A2	.0000	.00

Principal Custody Solutions
Market/Cost Value Comparison Report
By Account By Industry Class

General Reporting
 From Month End 05/31/2022
 06/01/2022 12:25:56 PM PDT

ACCOUNT: All Accounts Selected

* = Trade or Other Activity Pending

<u>Asset ID</u>	<u>Units</u>	<u>Maturity Date</u>	<u>Market Value</u>	<u>Fed Tax Cost</u>	<u>Gain/Loss Amount</u>	<u>%</u>	<u>S & P Rating</u>	<u>Moody's Rating</u>	<u>Units in Transition</u>	<u>Encumbrd Units</u>
4581X0DP0	5,000,000.0000	11/15/2023	\$4,844,850.00	\$4,992,600.00	(\$147,750.00)	(2.96)	AAA	AAA	.0000	.00
458140AM2	2,117,000.0000	12/15/2022	\$2,123,456.85	\$2,221,897.35	(\$98,440.50)	(4.43)	A+	A1	.0000	.00
459056LD7	1,726,000.0000	01/19/2023	\$1,786,340.96	\$1,847,643.30	(\$61,302.34)	(3.32)	AAA	AAA	.0000	.00
459058GL1	30,700,000.0000	09/27/2023	\$30,929,022.00	\$32,740,084.00	(\$1,811,062.00)	(5.53)	AAA	AAA	.0000	.00
459058GQ0	5,000,000.0000	03/19/2024	\$4,994,100.00	\$5,352,100.00	(\$358,000.00)	(6.69)	AAA	AAA	.0000	.00
459058GU1	10,000,000.0000	07/01/2022	\$10,007,100.00	\$10,073,400.00	(\$66,300.00)	(.66)	AAA	AAA	.0000	.00
459058JM6	41,968,000.0000	11/24/2023	\$40,625,863.36	\$41,948,389.16	(\$1,322,525.80)	(3.15)	AAA	AAA	.0000	.00
459058JV6	9,700,000.0000	04/20/2023	\$9,521,714.00	\$9,525,400.00	(\$3,686.00)	(.04)	AAA	AAA	.0000	.00
45906M2X8	10,000,000.0000	11/25/2024	\$9,779,200.00	\$10,000,000.00	(\$220,800.00)	(2.21)	N/A	N/A	.0000	.00
45950VLH7	10,000,000.0000	10/24/2022	\$10,012,800.00	\$10,142,060.00	(\$129,260.00)	(1.27)	AAA	AAA	.0000	.00
45950VQD1	30,000,000.0000	09/03/2024	\$28,470,000.00	\$30,000,000.00	(\$1,530,000.00)	(5.10)	AAA	AAA	.0000	.00
45950VQK5	20,000,000.0000	10/20/2023	\$19,412,200.00	\$19,992,000.00	(\$579,800.00)	(2.90)	N/A	N/A	.0000	.00
478160BT0	300,000.0000	03/01/2023	\$300,249.00	\$309,150.00	(\$8,901.00)	(2.88)	AAA	AAA	.0000	.00
594918AQ7	1,552,000.0000	11/15/2022	\$1,553,303.68	\$1,604,348.00	(\$51,044.32)	(3.18)	AAA	AAA	.0000	.00
594918AW4	5,605,000.0000	12/15/2023	\$5,691,373.05	\$5,829,592.35	(\$138,219.30)	(2.37)	AAA	AAA	.0000	.00

Principal Custody Solutions
Market/Cost Value Comparison Report
By Account By Industry Class

General Reporting
 From Month End 05/31/2022
 06/01/2022 12:25:56 PM PDT

ACCOUNT: All Accounts Selected

* = Trade or Other Activity Pending

<u>Asset ID</u>	<u>Units</u>	<u>Maturity Date</u>	<u>Market Value</u>	<u>Fed Tax Cost</u>	<u>Gain/Loss Amount</u>	<u>%</u>	<u>S & P Rating</u>	<u>Moody's Rating</u>	<u>Units in Transition</u>	<u>Encumbrd Units</u>
			MICROSOFT CORP DTD 12/06/13 3.625 12/15/2023							
594918BQ6	3,228,000.0000	08/08/2023	\$3,215,830.44	\$3,296,196.60	(\$80,366.16)	(2.44)	AAA	AAA	.0000	.00
			MICROSOFT CORP DTD 08/08/16 2.000 08/08/2023							
742718EB1	3,100,000.0000	08/15/2023	\$3,124,738.00	\$3,227,720.00	(\$102,982.00)	(3.19)	AA-	AA3	.0000	.00
			PROCTER & GAMBLE CO/THE DTD 08/13/13 3.100 08/15/2023							
89233P7F7	4,110,000.0000	01/10/2023	\$4,114,479.90	\$4,267,374.00	(\$152,894.10)	(3.58)	A+	A1	.0000	.00
			TOYOTA MOTOR CREDIT CORP MED TERM NOTE							
89236TCQ6	1,010,000.0000	07/13/2022	\$1,011,939.20	\$1,041,916.00	(\$29,976.80)	(2.88)	A+	A1	.0000	.00
			TOYOTA MOTOR CREDIT CORP MED TERM NOTE							
89236TFN0	7,786,000.0000	09/20/2023	\$7,839,723.40	\$8,268,568.00	(\$428,844.60)	(5.19)	A+	A1	.0000	.00
			TOYOTA MOTOR CREDIT CORP DTD 09/20/18 3.450 09/20/2023							
89236TGW9	10,000,000.0000	03/30/2023	\$10,025,700.00	\$10,383,000.00	(\$357,300.00)	(3.44)	A+	A1	.0000	.00
			TOYOTA MOTOR CREDIT CORP MED TERM NOTE							
89236THA6	41,500,000.0000	08/25/2023	\$40,948,465.00	\$42,257,682.00	(\$1,309,217.00)	(3.10)	A+	A1	.0000	.00
			TOYOTA MOTOR CREDIT CORP MED TERM NOTE							
89236THD0	1,000,000.0000	07/22/2022	\$998,380.00	\$1,003,800.00	(\$5,420.00)	(.54)	A+	A1	.0000	.00
			TOYOTA MOTOR CREDIT CORP MED TERM NOTE							
89236THF5	21,976,000.0000	08/14/2023	\$21,432,094.00	\$22,031,205.87	(\$599,111.87)	(2.72)	A+	A1	.0000	.00
			TOYOTA MOTOR CREDIT CORP MED TERM NOTE							
89236THU2	31,000,000.0000	01/11/2024	\$29,906,940.00	\$30,717,750.00	(\$810,810.00)	(2.64)	A+	A1	.0000	.00
			TOYOTA MOTOR CREDIT CORP MED TERM NOTE							
89236TJD8	3,000,000.0000	04/06/2023	\$2,945,130.00	\$2,997,570.00	(\$52,440.00)	(1.75)	A+	A1	.0000	.00
			TOYOTA MOTOR CREDIT CORP MED TERM NOTE							
90331HNV1	3,000,000.0000	07/24/2023	\$3,026,370.00	\$3,171,600.00	(\$145,230.00)	(4.58)	AA-	A1	.0000	.00
			US BANK NA CINCINNATI DTD 07/24/18 3.400 07/24/2023							
90331HPF4	7,500,000.0000	01/09/2023	\$7,481,400.00	\$7,712,827.50	(\$231,427.50)	(3.00)	AA-	A1	.0000	.00
			US BANK NA CINCINNATI DTD 12/09/19 1.950 01/09/2023							
91159HHX1	20,000,000.0000	07/30/2024	\$19,750,000.00	\$21,178,800.00	(\$1,428,800.00)	(6.75)	A+	A2	.0000	.00
			US BANCORP DTD 07/29/19 2.400 07/30/2024							
			CORPORATE STRIPPED/ZERO COUPON							
45818LYU8	10,000,000.0000	07/01/2022	\$9,992,000.00	\$9,983,828.00	\$8,172.00	.08	N/A	N/A	.0000	.00

Principal Custody Solutions
Market/Cost Value Comparison Report
By Account By Industry Class

General Reporting
From Month End 05/31/2022
06/01/2022 12:25:56 PM PDT

ACCOUNT: All Accounts Selected

* = Trade or Other Activity Pending

<u>Asset ID</u>	<u>Units</u>	<u>Maturity Date</u>	<u>Market Value</u>	<u>Fed Tax Cost</u>	<u>Gain/Loss Amount</u>	<u>%</u>	<u>S & P Rating</u>	<u>Moody's Rating</u>	<u>Units in Transition</u>	<u>Encumbrd Units</u>
		IADB DISCOUNT NOTE ZERO CPN DTD 07/01/21 07/01/2022								
45818LZA1	20,000,000.0000	07/07/2022	\$19,981,000.00	\$19,955,900.00	\$25,100.00	.13	N/A	N/A	.0000	.00
		IADB DISCOUNT NOTE ZERO CPN DTD 07/07/21 07/07/2022								
SUBTOTAL	716,696,000.0000		\$709,357,984.50	\$732,725,616.13	(\$23,367,631.63)	(3.19)			.0000	.00
FEDERAL AGENCY										
GOVERNMENT AGENCIES										
3130AJTN9	10,000,000.0000	07/21/2023	\$9,791,300.00	\$10,000,000.00	(\$208,700.00)	(2.09)	AA+	AAA	.0000	.00
		FED HOME LN BK DTD 07/21/20 0.430 07/21/2023								
3130AJZJ1	8,888,888.8900	08/25/2023	\$8,655,644.45	\$8,887,111.11	(\$231,466.66)	(2.60)	AA+	AAA	.0000	.00
		FED HOME LN BK DTD 08/25/20 0.320 08/25/2023								
3130ALJ70	35,000,000.0000	03/12/2024	\$33,691,350.00	\$34,999,000.00	(\$1,307,650.00)	(3.74)	AA+	AAA	.0000	.00
		FED HOME LN BK DTD 03/12/21 0.400 03/12/2024								
3130ALTJ3	10,000,000.0000	04/08/2024	\$9,651,400.00	\$10,000,000.00	(\$348,600.00)	(3.49)	AA+	AAA	.0000	.00
		FED HOME LN BK DTD 04/08/21 0.375 04/08/2024								
3130ALTY0	25,000,000.0000	05/17/2024	\$24,071,750.00	\$25,000,000.00	(\$928,250.00)	(3.71)	AA+	AAA	.0000	.00
		FED HOME LN BK DTD 04/08/21 0.400 05/17/2024								
3130ALVY7	10,000,000.0000	04/15/2024	\$9,609,100.00	\$10,000,000.00	(\$390,900.00)	(3.91)	AA+	AAA	.0000	.00
		FED HOME LN BK DTD 04/15/21 0.400 04/15/2024								
3130ALXQ2	10,000,000.0000	04/29/2024	\$9,616,600.00	\$10,000,000.00	(\$383,400.00)	(3.83)	AA+	AAA	.0000	.00
		FED HOME LN BK DTD 04/29/21 0.500 04/29/2024								
3130ALX74	4,450,000.0000	04/22/2024	\$4,299,056.00	\$4,449,876.88	(\$150,820.88)	(3.39)	AA+	AAA	.0000	.00
		FED HOME LN BK DTD 04/22/21 0.450 04/22/2024								
3130AMHH8	7,105,000.0000	08/01/2024	\$6,807,726.80	\$7,105,000.00	(\$297,273.20)	(4.18)	AA+	AAA	.0000	.00
		FED HOME LN BK DTD 06/01/21 0.410 08/01/2024								
3130AMPY2	10,000,000.0000	08/14/2024	\$9,594,700.00	\$10,000,000.00	(\$405,300.00)	(4.05)	AA+	AAA	.0000	.00
		FED HOME LN BK DTD 06/21/21 0.510 08/14/2024								
3130AMP55	20,000,000.0000	08/08/2024	\$19,193,000.00	\$20,000,000.00	(\$807,000.00)	(4.04)	AA+	AAA	.0000	.00
		FED HOME LN BK DTD 06/15/21 0.505 08/08/2024								
3130AMP63	10,000,000.0000	06/21/2024	\$9,625,300.00	\$10,000,000.00	(\$374,700.00)	(3.75)	AA+	AAA	.0000	.00
		FED HOME LN BK SER 0000								

Principal Custody Solutions
Market/Cost Value Comparison Report
By Account By Industry Class

General Reporting
 From Month End 05/31/2022
 06/01/2022 12:25:56 PM PDT

ACCOUNT: All Accounts Selected

* = Trade or Other Activity Pending

<u>Asset ID</u>	<u>Units</u>	<u>Maturity Date</u>	<u>Market Value</u>	<u>Fed Tax Cost</u>	<u>Gain/Loss Amount</u>	<u>%</u>	<u>S & P Rating</u>	<u>Moody's Rating</u>	<u>Units in Transition</u>	<u>Encumbrd Units</u>
3130AMSF0	10,000,000.0000	06/28/2024 FED HOME LN BK SER 0000	\$9,601,100.00	\$10,000,000.00	(\$398,900.00)	(3.99)	AA+	AAA	.0000	.00
3130AMT85	5,000,000.0000	06/28/2024 FED HOME LN BK SER 0001	\$4,800,550.00	\$5,000,000.00	(\$199,450.00)	(3.99)	AA+	AAA	.0000	.00
3130AMVJ8	5,000,000.0000	06/28/2024 FED HOME LN BK SER 0000	\$4,795,500.00	\$5,000,000.00	(\$204,500.00)	(4.09)	AA+	AAA	.0000	.00
3130AMXL1	10,000,000.0000	07/15/2024 FED HOME LN BK DTD 07/15/21 0.500 07/15/2024	\$9,600,900.00	\$10,000,000.00	(\$399,100.00)	(3.99)	AA+	AAA	.0000	.00
3130AM3L4	10,000,000.0000	07/05/2024 FED HOME LN BK DTD 05/12/21 0.500 07/05/2024	\$9,616,900.00	\$10,000,000.00	(\$383,100.00)	(3.83)	AA+	AAA	.0000	.00
3130ANPS3	20,000,000.0000	10/25/2024 FED HOME LN BK DTD 09/01/21 0.575 10/25/2024	\$19,072,000.00	\$20,000,000.00	(\$928,000.00)	(4.64)	AA+	AAA	.0000	.00
3130ANQF0	20,000,000.0000	10/30/2024 FED HOME LN BK SER 0000	\$19,186,400.00	\$20,000,000.00	(\$813,600.00)	(4.07)	AA+	AAA	.0000	.00
3130ANS84	20,000,000.0000	11/01/2024 FED HOME LN BK DTD 09/08/21 0.550 11/01/2024	\$19,041,000.00	\$20,000,000.00	(\$959,000.00)	(4.80)	AA+	AAA	.0000	.00
3130ANUE8	25,000,000.0000	11/08/2024 FED HOME LN BK DTD 09/16/21 0.550 11/08/2024	\$23,792,000.00	\$25,000,000.00	(\$1,208,000.00)	(4.83)	AA+	AAA	.0000	.00
3130ANV49	20,000,000.0000	11/15/2024 FED HOME LN BK DTD 09/22/21 0.615 11/15/2024	\$19,068,800.00	\$20,000,000.00	(\$931,200.00)	(4.66)	AA+	AAA	.0000	.00
3130ANV56	20,000,000.0000	11/15/2024 FED HOME LN BK DTD 09/22/21 0.625 11/15/2024	\$19,075,200.00	\$20,000,000.00	(\$924,800.00)	(4.62)	AA+	AAA	.0000	.00
3130AN2S8	20,000,000.0000	09/03/2024 FED HOME LN BK DTD 07/12/21 0.570 09/03/2024	\$19,191,400.00	\$20,000,000.00	(\$808,600.00)	(4.04)	AA+	AAA	.0000	.00
3130AN3M0	25,000,000.0000	09/06/2024 FED HOME LN BK DTD 07/14/21 0.580 09/06/2024	\$23,990,500.00	\$25,000,000.00	(\$1,009,500.00)	(4.04)	AA+	AAA	.0000	.00
3130AN3N8	15,000,000.0000	09/11/2024 FED HOME LN BK DTD 07/20/21 0.600 09/11/2024	\$14,395,800.00	\$15,000,000.00	(\$604,200.00)	(4.03)	AA+	AAA	.0000	.00
3130APAN5	25,000,000.0000	12/13/2024	\$23,903,750.00	\$25,000,000.00	(\$1,096,250.00)	(4.39)	AA+	AAA	.0000	.00

Principal Custody Solutions
Market/Cost Value Comparison Report
By Account By Industry Class

General Reporting
 From Month End 05/31/2022
 06/01/2022 12:25:56 PM PDT

ACCOUNT: All Accounts Selected

* = Trade or Other Activity Pending

<u>Asset ID</u>	<u>Units</u>	<u>Maturity Date</u>	<u>Market Value</u>	<u>Fed Tax Cost</u>	<u>Gain/Loss Amount</u>	<u>%</u>	<u>S & P Rating</u>	<u>Moody's Rating</u>	<u>Units in Transition</u>	<u>Encumbrd Units</u>
			FED HOME LN BK DTD 10/21/21 0.610 12/13/2024							
3130APNN1	20,000,000.0000	11/01/2024	\$19,304,000.00	\$20,000,000.00	(\$696,000.00)	(3.48)	AA+	AAA	.0000	.00
			FED HOME LN BK DTD 11/01/21 0.900 11/01/2024							
3130APQU2	5,000,000.0000	11/22/2023	\$4,884,750.00	\$5,000,000.00	(\$115,250.00)	(2.31)	AA+	AAA	.0000	.00
			FED HOME LN BK DTD 11/22/21 0.650 11/22/2023							
3130APQ81	5,000,000.0000	11/08/2024	\$4,787,200.00	\$5,000,000.00	(\$212,800.00)	(4.26)	AA+	AAA	.0000	.00
			FED HOME LN BK DTD 11/08/21 1.000 11/08/2024							
3130APXH3	5,000,000.0000	11/27/2023	\$4,880,350.00	\$5,000,000.00	(\$119,650.00)	(2.39)	AA+	AAA	.0000	.00
			FED HOME LN BK DTD 11/29/21 0.800 11/27/2023							
3130AQ6F5	20,000,000.0000	12/28/2023	\$19,583,600.00	\$20,000,000.00	(\$416,400.00)	(2.08)	AA+	AAA	.0000	.00
			FED HOME LN BK DTD 12/28/21 0.800 12/28/2023							
3130ARYU9	10,000,000.0000	02/23/2024	\$10,032,100.00	\$10,000,000.00	\$32,100.00	.32	AA+	AAA	.0000	.00
			FEDERAL HOME LOAN BANK DTD 05/23/2022 3.000% 02/23/2024							
3133ELAE4	1,200,000.0000	08/22/2022	\$1,201,260.00	\$1,202,953.20	(\$1,693.20)	(.14)	AA+	AAA	.0000	.00
			FED FARM CREDIT BK DTD 11/22/19 1.625 08/22/2022							
3133EL3E2	10,000,000.0000	08/10/2023	\$9,772,600.00	\$10,000,000.00	(\$227,400.00)	(2.27)	AA+	AAA	.0000	.00
			FED FARM CREDIT BK DTD 08/10/20 0.320 08/10/2023							
3133EMCQ3	10,000,000.0000	10/13/2023	\$9,732,300.00	\$9,993,500.00	(\$261,200.00)	(2.61)	AA+	AAA	.0000	.00
			FED FARM CREDIT BK DTD 10/13/20 0.280 10/13/2023							
3133EMMN9	5,000,000.0000	01/11/2024	\$4,822,900.00	\$4,993,900.00	(\$171,000.00)	(3.42)	AA+	AAA	.0000	.00
			FED FARM CREDIT BK DTD 01/11/21 0.190 01/11/2024							
3133EM6N7	3,540,000.0000	09/27/2023	\$3,445,552.80	\$3,512,830.50	(\$67,277.70)	(1.92)	AA+	AAA	.0000	.00
			FED FARM CREDIT BK DTD 09/27/21 0.170 09/27/2023							
3134GWX50	25,000,000.0000	10/20/2023	\$24,265,000.00	\$25,000,000.00	(\$735,000.00)	(2.94)	N/A	AAA	.0000	.00
			FED HOME LN MTG CORP MED TERM NOTE							
3134GW6E1	40,000,000.0000	11/02/2023	\$38,795,600.00	\$40,000,000.00	(\$1,204,400.00)	(3.01)	N/A	AAA	.0000	.00
			FED HOME LN MTG CORP DTD 11/02/20 0.320 11/02/2023							
3134GW7K6	20,000,000.0000	11/03/2023	\$19,390,800.00	\$19,982,349.00	(\$591,549.00)	(2.96)	N/A	AAA	.0000	.00
			FED HOME LN MTG CORP DTD 11/03/20 0.300 11/03/2023							
3134GXAY0	20,000,000.0000	11/13/2023	\$19,381,600.00	\$19,988,800.00	(\$607,200.00)	(3.04)	N/A	AAA	.0000	.00

Principal Custody Solutions
Market/Cost Value Comparison Report
By Account By Industry Class

General Reporting
 From Month End 05/31/2022
 06/01/2022 12:25:56 PM PDT

ACCOUNT: All Accounts Selected

* = Trade or Other Activity Pending

<u>Asset ID</u>	<u>Units</u>	<u>Maturity Date</u>	<u>Market Value</u>	<u>Fed Tax Cost</u>	<u>Gain/Loss Amount</u>	<u>%</u>	<u>S & P Rating</u>	<u>Moody's Rating</u>	<u>Units in Transition</u>	<u>Encumbrd Units</u>
FED HOME LN MTG CORP DTD 11/13/20 0.300 11/13/2023										
3134GXBL7	5,000,000.0000	11/16/2023	\$4,850,150.00	\$5,002,500.00	(\$152,350.00)	(3.05)	N/A	AAA	.0000	.00
FED HOME LN MTG CORP DTD 11/16/20 0.300 11/16/2023										
SUBTOTAL	615,183,888.8900		\$592,868,490.05	\$615,117,820.69	(\$22,249,330.64)	(3.62)			.0000	.00
MUNICIPAL BONDS										
MUNICIPAL BONDS - TAX-EXEMPT										
073851FQ5	225,000.0000	05/01/2023	\$225,387.00	\$232,044.75	(\$6,657.75)	(2.87)	AA	N/A	.0000	.00
BEARDSLEY CA SCH DIST REF										
073851FR3	210,000.0000	05/01/2024	\$209,128.50	\$219,263.10	(\$10,134.60)	(4.62)	AA	N/A	.0000	.00
BEARDSLEY CA SCH DIST REF										
13033L7Y7	100,000.0000	02/01/2023	\$102,341.00	\$109,118.00	(\$6,777.00)	(6.21)	AA	A1	.0000	.00
CALIFORNIA ST HLTH FACS FING A REF-EL CAMINO HOSP-SER A										
17132EAH7	100,000.0000	05/01/2024	\$103,945.00	\$110,320.00	(\$6,375.00)	(5.78)	AA-	N/A	.0000	.00
CHULA VISTA CA MUNI FING AUTH REF										
21221MEY2	130,000.0000	03/01/2023	\$133,393.00	\$134,412.20	(\$1,019.20)	(.76)	AA+	N/A	.0000	.00
CONTRA COSTA CALIFORNIA TRANSPRTN TRANSPORTATION REVENUE										
23884PAY3	100,000.0000	08/01/2023	\$102,529.00	\$108,117.00	(\$5,588.00)	(5.17)	AA	N/A	.0000	.00
DAVIS CA JT UNIF SCH DIST YOLO DTD 08/07/14 4.000 08/01/2023										
283309NK4	20,000.0000	08/01/2022	\$20,114.60	\$20,165.60	(\$51.00)	(.25)	AA	N/A	.0000	.00
EL MONTE CALIFORNIA CITY SCH DIST GENERAL OBLIGATION										
292521GB1	150,000.0000	04/01/2023	\$154,356.00	\$163,690.50	(\$9,334.50)	(5.70)	AA+	N/A	.0000	.00
ENCINITAS CA PUBLIC FING AUTHL REF-SER A										
317075FB0	125,000.0000	05/01/2024	\$132,853.75	\$142,336.25	(\$9,482.50)	(6.66)	AA	A2	.0000	.00
FILLMORE CA PUBLIC FING AUTH FILLMORE WTR RECYCLING FING										
378451AJ7	110,000.0000	12/01/2023	\$113,554.10	\$120,231.10	(\$6,677.00)	(5.55)	AA	N/A	.0000	.00
GLENDALE CA REDEV AGY SUCCESSO REF-SUB-CENT GLENDALE REDEV PR										
40450PAY1	250,000.0000	06/01/2022	\$250,000.00	\$258,505.00	(\$8,505.00)	(3.29)	AA	N/A	.0000	.00
HACIENDA LA PUENTE CA UNIF SCH COPS										
40450PAZ8	350,000.0000	06/01/2023	\$354,837.00	\$371,021.00	(\$16,184.00)	(4.36)	AA	N/A	.0000	.00
HACIENDA LA PUENTE CA UNIF SCH COPS										

Principal Custody Solutions
Market/Cost Value Comparison Report
By Account By Industry Class

General Reporting
From Month End 05/31/2022
06/01/2022 12:25:56 PM PDT

ACCOUNT: All Accounts Selected

* = Trade or Other Activity Pending

<u>Asset ID</u>	<u>Units</u>	<u>Maturity Date</u>	<u>Market Value</u>	<u>Fed Tax Cost</u>	<u>Gain/Loss Amount</u>	<u>%</u>	<u>S & P Rating</u>	<u>Moody's Rating</u>	<u>Units in Transition</u>	<u>Encumbrd Units</u>
413198BN1	25,000.0000	08/01/2023	\$25,655.75	\$27,305.50	(\$1,649.75)	(6.04)	AA+	N/A	.0000	.00
		HARMONY CA UN SCH DIST SER C								
420533BH3	230,000.0000	12/01/2022	\$234,142.30	\$247,935.40	(\$13,793.10)	(5.56)	AA	N/A	.0000	.00
		HAWTHORNE CA SCH DIST COPS DTD 08/27/19 5.000 12/01/2022								
4212907A9	1,150,000.0000	08/01/2022	\$1,157,095.50	\$1,162,339.50	(\$5,244.00)	(.45)	AA	N/A	.0000	.00
		HAYWARD CALIFORNIA UNIF SCH DIST GENERAL OBLIGATION								
428061DJ1	100,000.0000	02/01/2024	\$104,869.00	\$112,768.00	(\$7,899.00)	(7.00)	AA	N/A	.0000	.00
		HESPERIA CA UNIF SCH DIST COPS REF								
45571LBW6	100,000.0000	11/01/2022	\$101,515.00	\$107,349.00	(\$5,834.00)	(5.43)	A+	N/A	.0000	.00
		INDIO CA PUBLIC FING AUTH REF-SER A								
472467AG4	110,000.0000	08/01/2023	\$112,781.90	\$120,931.80	(\$8,149.90)	(6.74)	AA	N/A	.0000	.00
		JEFFERSON CA UNION HIGH SCH DI COPS-TEACHER AND STAFF HSG PRO								
504184AD4	125,000.0000	06/01/2023	\$127,971.25	\$134,762.50	(\$6,791.25)	(5.04)	AA-	N/A	.0000	.00
		LA PUENTE CA PUBLIC FING AUTH MEASURE M-SER A								
50420BBU5	255,000.0000	09/01/2023	\$265,656.45	\$283,718.10	(\$18,061.65)	(6.37)	N/R	N/A	.0000	.00
		LA QUINTA CA REDEV AGY SUCCESS REF-LA QUINTA REDEV PROJ AREAS								
54241QCA4	525,000.0000	08/01/2022	\$527,798.25	\$528,255.00	(\$456.75)	(.09)	AA-	N/A	.0000	.00
		LONG BEACH CA FIN AUTH GENERAL OBLIGATION								
54438CSW3	875,000.0000	08/01/2022	\$880,320.00	\$884,520.00	(\$4,200.00)	(.47)	AA+	AAA	.0000	.00
		LOS ANGELES CALIFORNIA CMNTY CLG GENERAL OBLIGATION								
54438CWX6	100,000.0000	08/01/2023	\$101,615.00	\$103,504.00	(\$1,889.00)	(1.83)	AA+	AAA	.0000	.00
		LOS ANGELES CA CMNTY CLG DIST 2008 ELECTION-SER J								
544445QN2	115,000.0000	05/15/2024	\$120,885.70	\$130,374.35	(\$9,488.65)	(7.28)	AA	AA2	.0000	.00
		LOS ANGELES CA DEPT OF ARPTS A AMT-SENIOR-SER C								
544552A44	330,000.0000	08/01/2023	\$341,662.20	\$356,915.40	(\$15,253.20)	(4.27)	AA	AA2	.0000	.00
		LOS ANGELES CA HARBOR DEPT AMT-REF-PRIVATE ACTIVITY-SER A								
54456FCZ3	255,000.0000	06/01/2023	\$260,602.35	\$273,472.20	(\$12,869.85)	(4.71)	A+	N/A	.0000	.00
		LOS ANGELES CA HSG AUTH MTGE R UNION PORTFOLIO PROJECT-SER A								
54465ADE9	125,000.0000	09/01/2022	\$126,086.25	\$133,180.00	(\$7,093.75)	(5.33)	AA	N/A	.0000	.00

Principal Custody Solutions
Market/Cost Value Comparison Report
By Account By Industry Class

General Reporting
 From Month End 05/31/2022
 06/01/2022 12:25:56 PM PDT

ACCOUNT: All Accounts Selected

* = Trade or Other Activity Pending

<u>Asset ID</u>	<u>Units</u>	<u>Maturity Date</u>	<u>Market Value</u>	<u>Fed Tax Cost</u>	<u>Gain/Loss Amount</u>	<u>%</u>	<u>S & P Rating</u>	<u>Moody's Rating</u>	<u>Units in Transition</u>	<u>Encumbrd Units</u>
			LOS ANGELES CNTY CA REDEV REFU REF-S GATE REDEV PROJ # 1-SER							
54466HBZ8	780,000.0000	07/01/2022	\$782,402.40	\$785,998.20	(\$3,595.80)	(.46)	AAA	AA1	.0000	.00
			LOS ANGELES COUNTY CALIFORNIA MET TRANSPORTATION REVENUE							
5447125G3	285,000.0000	07/01/2022	\$285,877.80	\$287,191.65	(\$1,313.85)	(.46)	AAA	AA1	.0000	.00
			LOS ANGELES CNTY CALIFORNIA MET TRANSPORTATION REVENUE							
564547MS3	100,000.0000	09/01/2023	\$102,924.00	\$108,182.00	(\$5,258.00)	(4.86)	AA	N/A	.0000	.00
			MANTECA CA UNIF SCH DIST SPL T REF-CMNTY FACS DIST #2000-3							
59266TNC1	100,000.0000	07/01/2023	\$100,463.00	\$103,652.00	(\$3,189.00)	(3.08)	AA+	N/A	.0000	.00
			MET WTR DIST OF STHRN CA WTRWK REF-REV-SUB-SER A							
59266TNR8	100,000.0000	08/01/2023	\$103,854.00	\$105,878.00	(\$2,024.00)	(1.91)	AA+	N/A	.0000	.00
			MET WTR DIST OF STHRN CA REF-SUB-SER B							
612286DC5	100,000.0000	06/01/2023	\$102,409.00	\$107,105.00	(\$4,696.00)	(4.38)	A	N/A	.0000	.00
			MONTEBELLO CA PUBLIC FING AUTH MONTEBELLO HOME2 SUITES HILTON							
671890AG6	125,000.0000	08/01/2023	\$125,612.50	\$129,462.50	(\$3,850.00)	(2.97)	AA	N/A	.0000	.00
			OAKDALE CA IRR DIST WTR REVENU REF-SER A							
69666JGZ5	150,000.0000	05/01/2023	\$150,285.00	\$155,671.50	(\$5,386.50)	(3.46)	AA	N/A	.0000	.00
			PALM SPRINGS CA FING AUTH LEAS REF							
713575VK1	170,000.0000	08/01/2023	\$176,568.80	\$188,239.30	(\$11,670.50)	(6.20)	AA-	A3	.0000	.00
			PERALTA CA CMNTY CLG DIST REF-SER B							
713575WU8	100,000.0000	08/01/2023	\$103,864.00	\$110,740.00	(\$6,876.00)	(6.21)	AA-	N/A	.0000	.00
			PERALTA CA CMNTY CLG DIST SER E-1							
75845MDZ2	95,000.0000	08/01/2022	\$95,262.20	\$98,581.50	(\$3,319.30)	(3.37)	AA	N/A	.0000	.00
			REEF-SUNSET CA UNIF SCH DIST CIBS							
75845MEA6	80,000.0000	08/01/2023	\$81,106.40	\$85,025.60	(\$3,919.20)	(4.61)	AA	N/A	.0000	.00
			REEF-SUNSET CA UNIF SCH DIST CIBS							
76912TJL8	100,000.0000	10/01/2022	\$101,075.00	\$106,241.00	(\$5,166.00)	(4.86)	A	N/A	.0000	.00
			RIVERSIDE CNTY CA PUBLIC FINGA PROJECT AREA 1-SER A							
769125EC5	100,000.0000	06/01/2023	\$103,413.00	\$105,550.00	(\$2,137.00)	(2.02)	AA+	AA2	.0000	.00
			RIVERSIDE CNTY CA TRANSPRTN CO LIMITED TAX-SER A							
77539WAF4	100,000.0000	08/01/2023	\$103,593.00	\$110,453.00	(\$6,860.00)	(6.21)	A+	N/A	.0000	.00

Principal Custody Solutions
Market/Cost Value Comparison Report
By Account By Industry Class

General Reporting
 From Month End 05/31/2022
 06/01/2022 12:25:56 PM PDT

ACCOUNT: All Accounts Selected

* = Trade or Other Activity Pending

<u>Asset ID</u>	<u>Units</u>	<u>Maturity Date</u>	<u>Market Value</u>	<u>Fed Tax Cost</u>	<u>Gain/Loss Amount</u>	<u>%</u>	<u>S & P Rating</u>	<u>Moody's Rating</u>	<u>Units in Transition</u>	<u>Encumbrd Units</u>
			ROHNERT PARK CA CMNTY DEV COMM REF-SER A							
794883AQ1	110,000.0000	11/01/2022	\$111,250.70	\$111,975.60	(\$724.90)	(.65)	AA	N/A	.0000	.00
			SALINAS CALIFORNIA FACS FING AUTH FACILITIES REVENUE							
796815YZ5	100,000.0000	10/01/2023	\$104,243.00	\$111,735.00	(\$7,492.00)	(6.71)	AA	AA2	.0000	.00
			SAN BERNARDINO CNTY CA COPS ARROWHEAD PROJ-REF-SER A							
797299LF9	450,000.0000	10/15/2023	\$469,939.50	\$500,845.50	(\$30,906.00)	(6.17)	AA-	N/A	.0000	.00
			SAN DIEGO CA PUBLIC FACS FINGA REF-BALLPARK							
79765DW55	100,000.0000	04/01/2024	\$105,450.00	\$113,543.00	(\$8,093.00)	(7.13)	AA+	AA2	.0000	.00
			SAN FRANCISCO CITY & CNTY CA C MOSCONE CONVENTION CTR EXPANSI							
79770GEB8	100,000.0000	08/01/2022	\$100,627.00	\$105,470.00	(\$4,843.00)	(4.59)	A	N/A	.0000	.00
			SAN FRANCISCO CITY & CNTY CA R REF-MISSION BAY N REDEV PROJ-S							
799038LN2	100,000.0000	09/01/2023	\$104,154.00	\$103,981.00	\$173.00	.17	AAA	AAA	.0000	.00
			SAN MATEO CNTY CALIFORNIA CMNTY CLG GENERAL OBLIGATION							
79904NFX3	180,000.0000	07/15/2023	\$186,721.20	\$190,818.00	(\$4,096.80)	(2.15)	AA+	AA1	.0000	.00
			SAN MATEO CNTY CA JT PWRS FING CAPITAL PROJS-SER A							
799055PA0	110,000.0000	08/01/2023	\$114,302.10	\$116,983.90	(\$2,681.80)	(2.29)	AA+	AAA	.0000	.00
			SAN MATEO CA FOSTER CITY SCH D REF							
801577LD7	125,000.0000	11/15/2023	\$130,913.75	\$134,612.50	(\$3,698.75)	(2.75)	AA+	N/A	.0000	.00
			SANTA CLARA CNTY CA FING AUTH REF-SER A							
80168NHP7	215,000.0000	06/01/2023	\$222,337.95	\$227,386.15	(\$5,048.20)	(2.22)	AAA	N/A	.0000	.00
			SANTA CLARA VLY CA TRANSPRTN A REF-SALES TAX REV-SER A							
80263KAA7	150,000.0000	08/01/2023	\$154,180.50	\$161,655.00	(\$7,474.50)	(4.62)	AA	N/A	.0000	.00
			SANTA ROSA CA REDEV AGY SUCCES REF-SER A							
836407CP9	135,000.0000	08/01/2023	\$137,023.65	\$143,155.35	(\$6,131.70)	(4.28)	AA	N/A	.0000	.00
			S BAY CA UNION SCH DIST HUMBOL SER A							
86460CCB9	210,000.0000	04/01/2023	\$215,867.40	\$227,967.60	(\$12,100.20)	(5.31)	AA	N/A	.0000	.00
			SUCCESSOR AGY RANCHO MIRAGE RE REF-MERGED REDEV PROJ NORTHSID							
86460CCC7	190,000.0000	04/01/2024	\$200,214.40	\$216,033.80	(\$15,819.40)	(7.32)	AA	N/A	.0000	.00
			SUCCESSOR AGY RANCHO MIRAGE RE REF-MERGED REDEV PROJ NORTHSID							
86460DAK9	105,000.0000	09/01/2022	\$105,926.10	\$112,000.35	(\$6,074.25)	(5.42)	AA	A1	.0000	.00

Principal Custody Solutions
Market/Cost Value Comparison Report
By Account By Industry Class

General Reporting
 From Month End 05/31/2022
 06/01/2022 12:25:56 PM PDT

ACCOUNT: All Accounts Selected

* = Trade or Other Activity Pending

<u>Asset ID</u>	<u>Units</u>	<u>Maturity Date</u>	<u>Market Value</u>	<u>Fed Tax Cost</u>	<u>Gain/Loss Amount</u>	<u>%</u>	<u>S & P Rating</u>	<u>Moody's Rating</u>	<u>Units in Transition</u>	<u>Encumbrd Units</u>
UPLAND CA SUCCESSOR AGY TO THE REF-MERGED PROJ TAX ALLOCATION										
870474AK9	100,000.0000	09/01/2023	\$103,837.00	\$110,495.00	(\$6,658.00)	(6.03)	AA	N/A	.0000	.00
SWEETWATER CA UN HIGH SCH DIST REF										
89137CAQ5	100,000.0000	09/01/2023	\$103,812.00	\$110,920.00	(\$7,108.00)	(6.41)	A+	N/A	.0000	.00
TORRANCE CA REDEV AGY SUCCESSO REF-TAX ALLOCATION-SER B										
901047DW7	100,000.0000	09/01/2022	\$100,674.00	\$104,925.00	(\$4,251.00)	(4.05)	A	N/A	.0000	.00
TUSTIN CA CMNTY FACS DIST SPL REF-#04-1-LEGACY/JOHN LAING HO										
94274AAH2	100,000.0000	08/01/2023	\$103,699.00	\$110,061.00	(\$6,362.00)	(5.78)	AA	N/A	.0000	.00
WATSONVILLE CA REDEV AGY SUCCE REF-SER A										
MUNICIPAL TAXABLE										
022555WQ5	570,000.0000	08/01/2022	\$569,207.70	\$570,000.00	(\$792.30)	(.14)	AA	N/A	.0000	.00
ALVORD CA UNIF SCH DIST TXBL-REF										
022555WR3	615,000.0000	08/01/2023	\$602,644.65	\$615,000.00	(\$12,355.35)	(2.01)	AA	N/A	.0000	.00
ALVORD CA UNIF SCH DIST TXBL-REF										
03255LJA8	500,000.0000	07/01/2024	\$476,795.00	\$501,975.00	(\$25,180.00)	(5.02)	AA	A1	.0000	.00
ANAHEIM CA PUBLIC FING AUTH LE TXBL-WORKING CAPITAL FINANCE-S										
072024WN8	3,470,000.0000	04/01/2023	\$3,467,501.60	\$3,548,462.40	(\$80,960.80)	(2.28)	AA	AA3	.0000	.00
BAY AREA CA TOLL AUTH TOLL BRI TXBL-REF-SAN FRANCISCO BAY ARE										
088006JW2	550,000.0000	06/01/2022	\$550,000.00	\$550,000.00	\$0.00	.00	AA+	N/A	.0000	.00
BEVERLY HILLS CA PUBLIC FING A TXBL-REF-SER B										
088006JX0	500,000.0000	06/01/2023	\$491,040.00	\$500,000.00	(\$8,960.00)	(1.79)	AA+	N/A	.0000	.00
BEVERLY HILLS CA PUBLIC FING A TXBL-REF-SER B										
088013FE2	750,000.0000	06/01/2023	\$736,455.00	\$750,000.00	(\$13,545.00)	(1.81)	AAA	N/A	.0000	.00
BEVERLY HILLS CA PUBLIC FING A TXBL-REF-SER B										
106293CH4	100,000.0000	08/01/2023	\$99,939.00	\$102,449.00	(\$2,510.00)	(2.45)	AA-	N/A	.0000	.00
BREA CA REDEV AGY SUCCESSOR AG TXBL-REF-TAX ALLOCATION-REDEV										
119174AB6	225,000.0000	07/01/2023	\$219,323.25	\$220,185.00	(\$861.75)	(.39)	AA+	N/A	.0000	.00
BUENA CALIFORNIA PENSION OBLIG REVENUE BONDS										
13032UUZ9	4,700,000.0000	06/01/2022	\$4,700,000.00	\$4,699,520.00	\$480.00	.01	AA-	AA3	.0000	.00
CALIFORNIA ST HLTH FACS FING A TXBL-SENIOR-NO PLACE LIKE HOME										

Principal Custody Solutions
Market/Cost Value Comparison Report
By Account By Industry Class

General Reporting
 From Month End 05/31/2022
 06/01/2022 12:25:56 PM PDT

ACCOUNT: All Accounts Selected

* = Trade or Other Activity Pending

<u>Asset ID</u>	<u>Units</u>	<u>Maturity Date</u>	<u>Market Value</u>	<u>Fed Tax Cost</u>	<u>Gain/Loss Amount</u>	<u>%</u>	<u>S & P Rating</u>	<u>Moody's Rating</u>	<u>Units in Transition</u>	<u>Encumbrd Units</u>
13032UXJ2	3,500,000.0000	06/01/2022	\$3,500,000.00	\$3,500,000.00	\$.00	.00	AA-	AA3	.0000	.00
			CALIFORNIA ST HLTH FACS FING A TXBL-SENIOR-SOCIAL BONDS-NO PL							
13034PYN1	290,000.0000	02/01/2023	\$290,777.20	\$300,170.30	(\$9,393.10)	(3.13)	AA	AA3	.0000	.00
			CALIFORNIA ST HSG FIN AGY REVE TXBL-SER A							
13034PZL4	140,000.0000	02/01/2023	\$140,480.20	\$143,546.20	(\$3,066.00)	(2.14)	AA	AA3	.0000	.00
			CALIFORNIA ST HSG FIN AGY REVE TXBL-REF-SER A							
13034PZP5	135,000.0000	08/01/2024	\$134,573.40	\$144,769.95	(\$10,196.55)	(7.04)	AA	AA3	.0000	.00
			CALIFORNIA ST HSG FIN AGY REVE TXBL-REF-SER A							
13057EDZ4	1,005,000.0000	10/15/2022	\$999,944.85	\$1,008,618.00	(\$8,673.15)	(.86)	AA	N/A	.0000	.00
			CALIFORNIA PUBLIC FIN AUTH REV TXBL-REF-HENRY MAYO NEWHALL HO							
13057EEA8	1,010,000.0000	10/15/2023	\$975,043.90	\$1,015,858.00	(\$40,814.10)	(4.02)	AA	N/A	.0000	.00
			CALIFORNIA PUBLIC FIN AUTH REV TXBL-REF-HENRY MAYO NEWHALL HO							
13063DJ82	10,000,000.0000	10/01/2023	\$9,804,600.00	\$10,145,200.00	(\$340,600.00)	(3.36)	AA-	AA2	.0000	.00
			CALIFORNIA ST TXBL-BID GROUP A							
13077DMH2	1,500,000.0000	11/01/2022	\$1,490,925.00	\$1,500,000.00	(\$9,075.00)	(.61)	AA-	AA2	.0000	.00
			CALIFORNIA ST UNIV REVENUE TXBL-SER D							
13080SZJ6	875,000.0000	02/01/2023	\$862,417.50	\$875,000.00	(\$12,582.50)	(1.44)	A+	A1	.0000	.00
			CALIFORNIA STWD CMNTYS DEV AUT TXBL-REF-GREEN BOND-CALIFORNIA							
13080SZK3	750,000.0000	02/01/2024	\$716,895.00	\$750,000.00	(\$33,105.00)	(4.41)	A+	A1	.0000	.00
			CALIFORNIA STWD CMNTYS DEV AUT TXBL-REF-GREEN BOND-CALIFORNIA							
134159ZG0	300,000.0000	08/01/2022	\$299,421.00	\$300,000.00	(\$579.00)	(.19)	AAA	N/A	.0000	.00
			CAMPBELL CA UNION HIGH SCH DIS TXBL-REF							
134159ZH8	240,000.0000	08/01/2023	\$233,654.40	\$240,000.00	(\$6,345.60)	(2.64)	AAA	N/A	.0000	.00
			CAMPBELL CA UNION HIGH SCH DIS TXBL-REF							
14055RCA1	180,000.0000	10/01/2023	\$176,144.40	\$183,956.40	(\$7,812.00)	(4.25)	AA	N/A	.0000	.00
			CAPITOL AREA DEV AUTH CA TAX A TXBL							
14915TAT8	750,000.0000	12/01/2022	\$749,227.50	\$750,000.00	(\$772.50)	(.10)	A+	N/A	.0000	.00
			CATHEDRAL CITY CALIFORNIA PUB FING REVENUE BONDS							
14916YBZ1	200,000.0000	08/01/2023	\$202,512.00	\$211,146.00	(\$8,634.00)	(4.09)	A	N/A	.0000	.00

Principal Custody Solutions
Market/Cost Value Comparison Report
By Account By Industry Class

General Reporting
 From Month End 05/31/2022
 06/01/2022 12:25:56 PM PDT

ACCOUNT: All Accounts Selected

* = Trade or Other Activity Pending

<u>Asset ID</u>	<u>Units</u>	<u>Maturity Date</u>	<u>Market Value</u>	<u>Fed Tax Cost</u>	<u>Gain/Loss Amount</u>	<u>%</u>	<u>S & P Rating</u>	<u>Moody's Rating</u>	<u>Units in Transition</u>	<u>Encumbrd Units</u>
			CATHEDRAL CITY CA REDEV AGY SU TXBL-REF-HSG-MERGED REDEV PROJ							
14916YCY3	195,000.0000	08/01/2023	\$190,986.90	\$195,000.00	(\$4,013.10)	(2.06)	AA	N/A	.0000	.00
			CATHEDRAL CITY CA REDEV AGY SU TXBL-REF-HSG-MERGED REDEV PROJ							
155105NL9	135,000.0000	08/01/2022	\$134,767.80	\$135,000.00	(\$232.20)	(.17)	AA	AA3	.0000	.00
			CENTRL CA SCH DIST SAN BERNARD TXBL-REF							
161285RX1	200,000.0000	08/01/2022	\$199,602.00	\$200,000.00	(\$398.00)	(.20)	AA	N/A	.0000	.00
			CHARTER OAK CA UNIF SCH DIST TXBL-REF							
161285RY9	200,000.0000	08/01/2023	\$194,736.00	\$200,000.00	(\$5,264.00)	(2.63)	AA	N/A	.0000	.00
			CHARTER OAK CA UNIF SCH DIST TXBL-REF							
169548FH2	795,000.0000	09/01/2022	\$793,092.00	\$795,000.00	(\$1,908.00)	(.24)	AA	N/A	.0000	.00
			CHINO CA PUBLIC FING AUTH REVE TXBL-REF-SER A							
169548FJ8	1,805,000.0000	09/01/2023	\$1,759,784.75	\$1,805,000.00	(\$45,215.25)	(2.51)	AA	N/A	.0000	.00
			CHINO CA PUBLIC FING AUTH REVE TXBL-REF-SER A							
169583HE4	1,000,000.0000	08/01/2022	\$1,000,580.00	\$1,022,800.00	(\$22,220.00)	(2.17)	AA-	AA2	.0000	.00
			CHINO VLY CA UNIF SCH DIST TXBL-REF							
19021EGA6	260,000.0000	04/01/2023	\$255,938.80	\$260,733.20	(\$4,794.40)	(1.84)	AA	N/A	.0000	.00
			COALINGA CA PUBLIC FING AUTH TXBL-REF-SER A							
19021EGB4	310,000.0000	04/01/2024	\$297,689.90	\$312,191.70	(\$14,501.80)	(4.65)	AA	N/A	.0000	.00
			COALINGA CA PUBLIC FING AUTH TXBL-REF-SER A							
190335HH5	100,000.0000	08/01/2023	\$98,991.00	\$103,606.00	(\$4,615.00)	(4.45)	AA+	AA1	.0000	.00
			COAST CA CMNTY CLG DIST TXBL-ELECTION 2012-SER C							
190335KE8	525,000.0000	08/01/2022	\$525,168.00	\$525,000.00	\$168.00	.03	AA+	AA1	.0000	.00
			COAST CA CMNTY CLG DIST TXBL-REF							
190335KW8	460,000.0000	08/01/2022	\$459,107.60	\$460,000.00	(\$892.40)	(.19)	AA+	AA1	.0000	.00
			COAST CA CMNTY CLG DIST TXBL-REF							
190335KX6	715,000.0000	08/01/2023	\$695,652.10	\$715,000.00	(\$19,347.90)	(2.71)	AA+	AA1	.0000	.00
			COAST CA CMNTY CLG DIST TXBL-REF							
190335LK3	225,000.0000	08/01/2022	\$224,608.50	\$225,000.00	(\$391.50)	(.17)	AA+	AA1	.0000	.00
			COAST CA CMNTY CLG DIST TXBL-REF							
20056UAU8	1,755,000.0000	08/01/2023	\$1,764,126.00	\$1,861,335.45	(\$97,209.45)	(5.22)	AA	N/A	.0000	.00

Principal Custody Solutions
Market/Cost Value Comparison Report
By Account By Industry Class

General Reporting
 From Month End 05/31/2022
 06/01/2022 12:25:56 PM PDT

ACCOUNT: All Accounts Selected

* = Trade or Other Activity Pending

<u>Asset ID</u>	<u>Units</u>	<u>Maturity Date</u>	<u>Market Value</u>	<u>Fed Tax Cost</u>	<u>Gain/Loss Amount</u>	<u>%</u>	<u>S & P Rating</u>	<u>Moody's Rating</u>	<u>Units in Transition</u>	<u>Encumbrd Units</u>
			COMMERCE CA CMNTY DEV COMMISSI TXBL-REF-SER B							
20056XAA6	500,000.0000	08/01/2024	\$467,265.00	\$500,000.00	(\$32,735.00)	(6.55)	AA-	N/A	.0000	.00
			COMMERCE CA PENSN OBLIG DTD 08/31/21 0.667 08/01/2024							
204709JJ9	250,000.0000	08/01/2022	\$249,590.00	\$250,000.00	(\$410.00)	(.16)	AA	AA3	.0000	.00
			COMPTON CA CMNTY CLG DIST TXBL-REF							
21969AAB8	150,000.0000	05/01/2023	\$147,342.00	\$149,838.00	(\$2,496.00)	(1.67)	AA+	N/A	.0000	.00
			CORONA CA PENSN OBLIG TXBL							
223093VX0	235,000.0000	08/01/2022	\$234,645.15	\$235,000.00	(\$354.85)	(.15)	AA	AA3	.0000	.00
			COVINA-VLY CA UNIF SCH DIST TXBL-REF							
223093VY8	200,000.0000	08/01/2023	\$196,172.00	\$200,000.00	(\$3,828.00)	(1.91)	AA	AA3	.0000	.00
			COVINA-VLY CA UNIF SCH DIST TXBL-REF							
231237Q76	150,000.0000	08/01/2022	\$149,758.50	\$150,000.00	(\$241.50)	(.16)	AA+	N/A	.0000	.00
			CUPERTINO CA UNION SCH DIST TXBL-REF							
231237Q84	465,000.0000	08/01/2023	\$454,793.25	\$465,000.00	(\$10,206.75)	(2.20)	AA+	N/A	.0000	.00
			CUPERTINO CA UNION SCH DIST TXBL-REF							
250375JS2	200,000.0000	08/01/2022	\$199,644.00	\$200,000.00	(\$356.00)	(.18)	AA	AA2	.0000	.00
			DESERT CMNTY CLG DIST CA TXBL-REF							
250375JT0	200,000.0000	08/01/2023	\$195,094.00	\$200,000.00	(\$4,906.00)	(2.45)	AA	AA2	.0000	.00
			DESERT CMNTY CLG DIST CA TXBL-REF							
250375LM2	700,000.0000	08/01/2022	\$698,873.00	\$700,000.00	(\$1,127.00)	(.16)	AA	AA2	.0000	.00
			DESERT CMNTY CLG DIST CA TXBL-REF							
260888AA0	500,000.0000	06/01/2023	\$489,520.00	\$500,000.00	(\$10,480.00)	(2.10)	AA	N/A	.0000	.00
			DOWNEY CA PENSN OBLIG TXBL-PENSION OBLIG							
282659AV3	500,000.0000	04/01/2023	\$491,470.00	\$503,259.00	(\$11,789.00)	(2.34)	AA	N/A	.0000	.00
			EL CAJON CA TXBL-REV-PENSION OBLIGATION BO							
283062FD4	690,000.0000	01/01/2025	\$686,556.90	\$687,302.10	(\$745.20)	(.11)	AA	N/A	.0000	.00
			EL DORADO CALIFORNIA IRR DIST WATER REVENUE							
283082EG6	250,000.0000	12/01/2022	\$248,595.00	\$250,000.00	(\$1,405.00)	(.56)	AA	N/A	.0000	.00
			EL DORADO CA UNION HIGH SCH DI TXBL-REF-COPS							
292533GA8	200,000.0000	08/01/2023	\$195,014.00	\$200,000.00	(\$4,986.00)	(2.49)	AA+	N/A	.0000	.00

Principal Custody Solutions
Market/Cost Value Comparison Report
By Account By Industry Class

General Reporting
 From Month End 05/31/2022
 06/01/2022 12:25:56 PM PDT

ACCOUNT: All Accounts Selected

* = Trade or Other Activity Pending

<u>Asset ID</u>	<u>Units</u>	<u>Maturity Date</u>	<u>Market Value</u>	<u>Fed Tax Cost</u>	<u>Gain/Loss Amount</u>	<u>%</u>	<u>S & P Rating</u>	<u>Moody's Rating</u>	<u>Units in Transition</u>	<u>Encumbrd Units</u>
			ENCINITAS CA UNION SCH DIST TXBL-REF-SER A							
30421TAE4	200,000.0000	06/01/2023	\$201,774.00	\$206,890.00	(\$5,116.00)	(2.47)	AA	N/A	.0000	.00
			FAIRFIELD CA LIMITED OBLIG TXBL-REF							
306427AP0	370,000.0000	09/01/2023	\$360,690.80	\$371,503.40	(\$10,812.60)	(2.91)	AA	N/A	.0000	.00
			FALLBROOK CA PUBLIC UTIL DIST TXBL-REF-GREEN BONDS-SER B							
345102PF8	180,000.0000	08/01/2024	\$171,212.40	\$172,242.00	(\$1,029.60)	(.60)	AAA	AAA	.0000	.00
			FOOTHILL-DE ANZA CALIFORNIA CMNTY GENERAL OBLIGATION							
357172B53	695,000.0000	08/01/2023	\$677,548.55	\$695,000.00	(\$17,451.45)	(2.51)	AAA	AAA	.0000	.00
			FREMONT CA UNION HIGH SCH DIST TXBL-REF							
359796JT7	150,000.0000	08/01/2023	\$152,283.00	\$162,523.50	(\$10,240.50)	(6.30)	AA	N/A	.0000	.00
			FULLERTON CA JT UNION HIGH SCH TXBL-REF							
359806AQ9	445,000.0000	04/01/2024	\$429,407.20	\$445,890.00	(\$16,482.80)	(3.70)	AA	N/A	.0000	.00
			FULLERTON CA JUDGMENT OBLIG TXBL-REF							
373385JC8	11,135,000.0000	07/01/2024	\$10,600,742.70	\$11,135,000.00	(\$534,257.30)	(4.80)	AAA	AAA	.0000	.00
			GEORGIA ST TXBL-SER B-1							
378394JE1	310,000.0000	08/01/2023	\$303,694.60	\$313,038.00	(\$9,343.40)	(2.98)	AA-	AA2	.0000	.00
			GLENDALE CA CMNTY CLG DIST TXBL-REF							
378394JR2	270,000.0000	08/01/2022	\$269,532.90	\$270,000.00	(\$467.10)	(.17)	AA-	AA2	.0000	.00
			GLENDALE CA CMNTY CLG DIST TXBL-REF							
378460YT0	200,000.0000	09/01/2022	\$199,518.00	\$200,000.00	(\$482.00)	(.24)	AA	AA1	.0000	.00
			GLENDALE CA UNIF SCH DIST TXBL-REF							
378460YU7	930,000.0000	09/01/2023	\$906,126.90	\$930,000.00	(\$23,873.10)	(2.57)	AA	AA1	.0000	.00
			GLENDALE CA UNIF SCH DIST TXBL-REF							
420507CK9	200,000.0000	08/01/2023	\$199,380.00	\$211,176.00	(\$11,796.00)	(5.59)	AA	N/A	.0000	.00
			HAWTHORNE CA COPS REF-SER B-TXBL							
4212905T0	285,000.0000	08/01/2022	\$286,239.75	\$303,453.75	(\$17,214.00)	(5.67)	AA	A1	.0000	.00
			HAYWARD CA UNIF SCH DIST TXBL-REF							
4212905U7	295,000.0000	08/01/2023	\$300,133.00	\$322,995.50	(\$22,862.50)	(7.08)	AA	A1	.0000	.00
			HAYWARD CA UNIF SCH DIST TXBL-REF							
432272FR8	120,000.0000	09/01/2022	\$119,844.00	\$120,000.00	(\$156.00)	(.13)	AAA	N/A	.0000	.00

Principal Custody Solutions
Market/Cost Value Comparison Report
By Account By Industry Class

General Reporting
 From Month End 05/31/2022
 06/01/2022 12:25:56 PM PDT

ACCOUNT: All Accounts Selected

* = Trade or Other Activity Pending

<u>Asset ID</u>	<u>Units</u>	<u>Maturity Date</u>	<u>Market Value</u>	<u>Fed Tax Cost</u>	<u>Gain/Loss Amount</u>	<u>%</u>	<u>S & P Rating</u>	<u>Moody's Rating</u>	<u>Units in Transition</u>	<u>Encumbrd Units</u>
			HILLSBOROUGH CA SCH DIST TXBL-REF							
439413GA7	100,000.0000	08/01/2023	\$98,535.00	\$100,000.00	(\$1,465.00)	(1.47)	AA	N/A	.0000	.00
			HOPE CA ELEM SCH DIST TXBL-REF							
439413GB5	155,000.0000	08/01/2024	\$146,606.75	\$155,000.00	(\$8,393.25)	(5.42)	AA	N/A	.0000	.00
			HOPE CA ELEM SCH DIST TXBL-REF							
444258HQ3	100,000.0000	08/01/2024	\$95,131.00	\$95,170.00	(\$39.00)	(.04)	AA	N/A	.0000	.00
			HUENEME CALIFORNIA ELEM SCH DIST GENERAL OBLIGATION							
446201AC9	1,000,000.0000	06/15/2024	\$943,130.00	\$991,490.00	(\$48,360.00)	(4.88)	AA+	N/A	.0000	.00
			HUNTINGTON BEACH CA PENSN OBLI TXBL							
45656RCP5	250,000.0000	01/01/2024	\$251,897.50	\$267,597.50	(\$15,700.00)	(5.87)	AA	A1	.0000	.00
			INDUSTRY CA SALES TAX REVENUE TXBL-REF-SENIOR-SER A							
45750TAN3	110,000.0000	03/01/2023	\$111,709.40	\$117,598.80	(\$5,889.40)	(5.01)	AA	N/A	.0000	.00
			INLAND VLY CA DEV AGY SUCCESSO TXBL-REF-SER B							
498423CP5	100,000.0000	08/01/2022	\$99,866.00	\$100,000.00	(\$134.00)	(.13)	AA	N/A	.0000	.00
			KLAMATH & TRINITY CA JT UNIF S TXBL-COPS-SER B							
498423CQ3	145,000.0000	08/01/2023	\$142,485.70	\$145,000.00	(\$2,514.30)	(1.73)	AA	N/A	.0000	.00
			KLAMATH & TRINITY CA JT UNIF S TXBL-COPS-SER B							
50962CBA1	1,190,000.0000	09/01/2024	\$1,135,212.40	\$1,192,249.10	(\$57,036.70)	(4.78)	AA	N/A	.0000	.00
			LAKE ELSINORE CA FACS FING AUT TXBL-REF							
51203PAB8	150,000.0000	06/01/2023	\$147,168.00	\$150,240.00	(\$3,072.00)	(2.04)	AA	N/A	.0000	.00
			LAKEPORT CA PENSION OBLIG TXBL							
51203PAC6	415,000.0000	06/01/2024	\$398,250.60	\$414,784.20	(\$16,533.60)	(3.99)	AA	N/A	.0000	.00
			LAKEPORT CA PENSION OBLIG TXBL							
54178QBF1	150,000.0000	07/01/2022	\$150,049.50	\$152,538.00	(\$2,488.50)	(1.63)	AA-	N/A	.0000	.00
			LOMPOC VLY CA MED CENTER REVEN TXBL-REF							
542411NX7	200,000.0000	05/01/2023	\$198,920.00	\$207,252.00	(\$8,332.00)	(4.02)	AA	AA2	.0000	.00
			LONG BEACH CA CMNTY CLG DIST TXBL-REF							
542411NY5	450,000.0000	05/01/2024	\$440,050.50	\$470,605.50	(\$30,555.00)	(6.49)	AA	AA2	.0000	.00
			LONG BEACH CA CMNTY CLG DIST TXBL-REF							
544587C55	290,000.0000	11/01/2022	\$291,766.10	\$302,916.60	(\$11,150.50)	(3.68)	AA-	N/A	.0000	.00

Principal Custody Solutions
Market/Cost Value Comparison Report
By Account By Industry Class

General Reporting
 From Month End 05/31/2022
 06/01/2022 12:25:56 PM PDT

ACCOUNT: All Accounts Selected

* = Trade or Other Activity Pending

<u>Asset ID</u>	<u>Units</u>	<u>Maturity Date</u>	<u>Market Value</u>	<u>Fed Tax Cost</u>	<u>Gain/Loss Amount</u>	<u>%</u>	<u>S & P Rating</u>	<u>Moody's Rating</u>	<u>Units in Transition</u>	<u>Encumbrd Units</u>
			LOS ANGELES CA MUNI IMPT CORPL TXBL-REF-SER A							
544587K80	100,000.0000	11/01/2022	\$100,362.00	\$104,794.00	(\$4,432.00)	(4.23)	AA-	A1	.0000	.00
			LOS ANGELES CA MUNI IMPT CORPL TXBL-REF-SER C							
5445872Q0	225,000.0000	11/01/2022	\$223,355.25	\$225,031.50	(\$1,676.25)	(.74)	AA-	N/A	.0000	.00
			LOS ANGELES CA MUNI IMPT CORPL TXBL-REF-SER A							
5445872R8	370,000.0000	11/01/2023	\$356,487.60	\$369,637.40	(\$13,149.80)	(3.56)	AA-	N/A	.0000	.00
			LOS ANGELES CA MUNI IMPT CORPL TXBL-REF-SER A							
54473ERV8	185,000.0000	12/01/2023	\$187,290.30	\$195,193.50	(\$7,903.20)	(4.05)	AA+	AA2	.0000	.00
			LOS ANGELES CNTY CA PUBLIC WKS TXBL-REF-SER C							
54531FAV3	100,000.0000	12/01/2022	\$100,652.00	\$102,720.00	(\$2,068.00)	(2.01)	AA+	N/A	.0000	.00
			LOS ANGELES CNTY CA FACS INC L TXBL-VT CORRIDOR CNTY ADMIN BL							
562784AD0	375,000.0000	01/01/2024	\$362,542.50	\$376,020.00	(\$13,477.50)	(3.58)	AAA	N/A	.0000	.00
			MANHATTAN BEACH CA PENSN OBLG TXBL							
574193RY6	2,025,000.0000	08/01/2022	\$2,026,458.00	\$2,025,000.00	\$1,458.00	.07	AAA	AAA	.0000	.00
			MARYLAND ST TXBL-SECOND SER B							
574193SN9	18,720,000.0000	03/15/2023	\$18,549,460.80	\$18,720,000.00	(\$170,539.20)	(.91)	AAA	AAA	.0000	.00
			MARYLAND ST TXBL-SER B							
574193TQ1	4,530,000.0000	08/01/2024	\$4,319,219.10	\$4,552,423.50	(\$233,204.40)	(5.12)	AAA	AAA	.0000	.00
			MARYLAND ST TXBL-REF-SER C							
574193UG1	17,765,000.0000	03/01/2024	\$17,061,861.30	\$17,765,000.00	(\$703,138.70)	(3.96)	AAA	AAA	.0000	.00
			MARYLAND ST TXBL-SER B							
574193UV8	7,040,000.0000	08/01/2024	\$6,705,107.20	\$7,040,000.00	(\$334,892.80)	(4.76)	AAA	AAA	.0000	.00
			MARYLAND ST TXBL-SECOND SER B							
574348CB2	515,000.0000	06/01/2023	\$506,301.65	\$516,066.05	(\$9,764.40)	(1.89)	AA	N/A	.0000	.00
			MARYSVILLE CA JT UNIF SCH DIST TXBL-REF							
580415MA2	110,000.0000	11/01/2022	\$109,338.90	\$110,000.00	(\$661.10)	(.60)	AA	N/A	.0000	.00
			MCFARLAND CA UNIF SCH DIST TXBL-REF							
586752EU7	100,000.0000	08/01/2023	\$97,635.00	\$100,000.00	(\$2,365.00)	(2.37)	AA	A1	.0000	.00
			MENDOTA CA UNIF SCH DIST TXBL-REF							
590595FA7	305,000.0000	08/01/2022	\$304,731.60	\$305,000.00	(\$268.40)	(.09)	AA-	N/A	.0000	.00

Principal Custody Solutions
Market/Cost Value Comparison Report
By Account By Industry Class

General Reporting
 From Month End 05/31/2022
 06/01/2022 12:25:56 PM PDT

ACCOUNT: All Accounts Selected

* = Trade or Other Activity Pending

<u>Asset ID</u>	<u>Units</u>	<u>Maturity Date</u>	<u>Market Value</u>	<u>Fed Tax Cost</u>	<u>Gain/Loss Amount</u>	<u>%</u>	<u>S & P Rating</u>	<u>Moody's Rating</u>	<u>Units in Transition</u>	<u>Encumbrd Units</u>
			MESA CA UNION SCH DIST TXBL-REF							
600038LY7	95,000.0000	08/01/2022	\$95,002.85	\$95,000.00	\$2.85	.00	AAA	N/A	.0000	.00
			MILL VLY CA SCH DIST TXBL-REF							
607802BY0	130,000.0000	11/01/2023	\$126,643.40	\$130,657.80	(\$4,014.40)	(3.07)	AA	N/A	.0000	.00
			MODESTO CA WSTWTR REVENUE TXBL-SER A							
608406GB4	605,000.0000	08/01/2022	\$603,983.60	\$605,000.00	(\$1,016.40)	(.17)	AA	N/A	.0000	.00
			MOJAVE CA UNIF SCH DIST SCH FA TXBL-REF-SCH FACS IMPT DT 1							
608406GC2	800,000.0000	08/01/2023	\$780,104.00	\$800,000.00	(\$19,896.00)	(2.49)	AA	N/A	.0000	.00
			MOJAVE CA UNIF SCH DIST SCH FA TXBL-REF-SCH FACS IMPT DT 1							
611581AQ2	110,000.0000	05/01/2025	\$109,686.50	\$110,286.00	(\$599.50)	(.54)			.0000	.00
			MONROVIA CA PENSN OBLG GENERAL OBLIGATION							
612414EC2	120,000.0000	04/01/2025	\$114,673.20	\$113,916.00	\$757.20	.66	AA+	N/A	.0000	.00
			MONTEREY CALIFORNIA REGL WST MGMT POLLUTION REVENUE							
61255QAB2	400,000.0000	06/01/2023	\$391,364.00	\$398,960.00	(\$7,596.00)	(1.90)	AA	N/A	.0000	.00
			MONTEREY PK CA PENSN OBLIG TXBL-SER A							
61741GAC4	130,000.0000	09/01/2024	\$122,673.20	\$128,954.80	(\$6,281.60)	(4.87)	AA	N/A	.0000	.00
			MORGAN HILL CA REDEV AGY SUCCE TXBL-REF							
623040NR9	150,000.0000	08/01/2024	\$142,165.50	\$150,309.00	(\$8,143.50)	(5.42)	AA	AA1	.0000	.00
			MOUNT SAN ANTONIO CA CMNTY CLG TXBL-REF							
63540QAB3	1,655,000.0000	11/01/2023	\$1,602,801.30	\$1,657,548.70	(\$54,747.40)	(3.30)	AA-	N/A	.0000	.00
			NATIONAL CITY CA PENSN OBLIG TXBL							
650264VB7	100,000.0000	08/01/2022	\$99,901.00	\$100,000.00	(\$99.00)	(.10)	AA	AA3	.0000	.00
			NEWARK CA UNIF SCH DIST TXBL-REF-SER A							
6712054H2	360,000.0000	08/01/2023	\$350,355.60	\$360,000.00	(\$9,644.40)	(2.68)	AA	AA3	.0000	.00
			OAK GROVE CA SCH DIST TXBL-REF							
6712054J8	600,000.0000	08/01/2024	\$568,122.00	\$600,000.00	(\$31,878.00)	(5.31)	AA	AA3	.0000	.00
			OAK GROVE CA SCH DIST TXBL-REF							
672319CE8	100,000.0000	12/15/2023	\$101,851.00	\$108,686.00	(\$6,835.00)	(6.29)	AA	AA2	.0000	.00
			OAKLAND CA PENSN OBLG TXBL							
677765GU7	2,050,000.0000	08/01/2023	\$2,032,042.00	\$2,120,630.50	(\$88,588.50)	(4.18)	AA+	AA1	.0000	.00

Principal Custody Solutions
Market/Cost Value Comparison Report
By Account By Industry Class

General Reporting
 From Month End 05/31/2022
 06/01/2022 12:25:56 PM PDT

ACCOUNT: All Accounts Selected

* = Trade or Other Activity Pending

<u>Asset ID</u>	<u>Units</u>	<u>Maturity Date</u>	<u>Market Value</u>	<u>Fed Tax Cost</u>	<u>Gain/Loss Amount</u>	<u>%</u>	<u>S & P Rating</u>	<u>Moody's Rating</u>	<u>Units in Transition</u>	<u>Encumbrd Units</u>
			OHLONE CA CMNTY CLG DIST TXBL-REF							
677765GV5	115,000.0000	08/01/2024	\$112,115.80	\$117,413.85	(\$5,298.05)	(4.51)	AA+	AA1	.0000	.00
			OHLONE CA CMNTY CLG DIST TXBL-REF							
678093QX6	385,000.0000	08/01/2022	\$384,199.20	\$385,000.00	(\$800.80)	(.21)	AA-	N/A	.0000	.00
			OJAI CA UNIF SCH DIST TXBL-REF							
683050BT4	200,000.0000	08/01/2023	\$195,690.00	\$195,016.00	\$674.00	.35	AA	N/A	.0000	.00
			ONTARIO CALIFORNIA WTR REVENUE WATER REVENUE							
692020T26	350,000.0000	08/01/2022	\$349,485.50	\$350,000.00	(\$514.50)	(.15)	AA	N/A	.0000	.00
			OXNARD CA SCH DIST TXBL-REF							
692020T34	550,000.0000	08/01/2023	\$537,355.50	\$550,000.00	(\$12,644.50)	(2.30)	AA	N/A	.0000	.00
			OXNARD CA SCH DIST TXBL-REF							
692039SC5	750,000.0000	08/01/2022	\$748,852.50	\$750,000.00	(\$1,147.50)	(.15)	A+	AA2	.0000	.00
			OXNARD CA UNION HIGH SCH DIST TXBL-REF							
69511AAR5	150,000.0000	06/01/2024	\$148,360.50	\$155,250.00	(\$6,889.50)	(4.44)	AA+	N/A	.0000	.00
			PACIFICA CA PENSN OBLG TXBL-REF							
696624AW5	3,500,000.0000	10/01/2023	\$3,520,195.00	\$3,650,150.00	(\$129,955.00)	(3.56)	AA	N/A	.0000	.00
			PALM DESERT CA REDEV AGY SUCCE TXBL-REF-SER B							
69671TEW5	100,000.0000	08/01/2024	\$99,999.00	\$106,690.00	(\$6,691.00)	(6.27)	AA	A2	.0000	.00
			PALMDALE CA ELEM SCH DIST SPLT TXBL-REF-CMNTY FACS DIST #90-1							
697511EZ2	375,000.0000	08/01/2022	\$374,422.50	\$375,000.00	(\$577.50)	(.15)	AA	AA2	.0000	.00
			PALOMAR CA CMNTY CLG DIST TXBL-REF							
697511FA6	400,000.0000	08/01/2023	\$390,968.00	\$400,000.00	(\$9,032.00)	(2.26)	AA	AA2	.0000	.00
			PALOMAR CA CMNTY CLG DIST TXBL-REF							
699197AA7	500,000.0000	06/01/2023	\$491,215.00	\$500,000.00	(\$8,785.00)	(1.76)	AA-	N/A	.0000	.00
			PARAMOUNT CA PENSN OBLIG TXBL							
70227RAV2	180,000.0000	05/01/2024	\$176,569.20	\$186,658.20	(\$10,089.00)	(5.41)	AAA	N/A	.0000	.00
			PASADENA CA PENSION OBLIG TXBL-REF-SER A							
724581UL5	640,000.0000	08/01/2022	\$640,326.40	\$640,000.00	\$326.40	.05	AA	A1	.0000	.00
			PITTSBURG CA UNIF SCH DIST TXBL-REF							
724581VY6	230,000.0000	08/01/2022	\$229,480.20	\$230,000.00	(\$519.80)	(.23)	AA	N/A	.0000	.00

Principal Custody Solutions
Market/Cost Value Comparison Report
By Account By Industry Class

General Reporting
 From Month End 05/31/2022
 06/01/2022 12:25:56 PM PDT

ACCOUNT: All Accounts Selected

* = Trade or Other Activity Pending

<u>Asset ID</u>	<u>Units</u>	<u>Maturity Date</u>	<u>Market Value</u>	<u>Fed Tax Cost</u>	<u>Gain/Loss Amount</u>	<u>%</u>	<u>S & P Rating</u>	<u>Moody's Rating</u>	<u>Units in Transition</u>	<u>Encumbrd Units</u>
			PITTSBURG CA UNIF SCH DIST TXBL-REF							
724581VZ3	1,145,000.0000	08/01/2023	\$1,112,962.90	\$1,145,000.00	(\$32,037.10)	(2.80)	AA	N/A	.0000	.00
			PITTSBURG CA UNIF SCH DIST TXBL-REF							
73208PBC4	500,000.0000	08/01/2022	\$502,000.00	\$522,765.00	(\$20,765.00)	(3.97)	AA-	N/A	.0000	.00
			POMONA CA PENSN OBLG SER BJ-TXBL-REV							
73208PBD2	100,000.0000	08/01/2023	\$101,521.00	\$107,533.00	(\$6,012.00)	(5.59)	AA-	N/A	.0000	.00
			POMONA CA PENSN OBLG SER BJ-TXBL-REV							
752096AC1	255,000.0000	08/01/2024	\$244,369.05	\$254,701.65	(\$10,332.60)	(4.06)	AA	N/A	.0000	.00
			RANCHO ADOBE FIRE PROT DIST CA TXBL-CALPERS UAL PREPAYMENT PR							
76702DX0	30,000.0000	09/01/2023	\$29,149.50	\$30,000.00	(\$850.50)	(2.84)	AA	N/A	.0000	.00
			RIO CA ELEM SCH DIST CMNTY FAC TXBL-REF							
767032HX6	225,000.0000	08/01/2022	\$224,669.25	\$225,000.00	(\$330.75)	(.15)	AA	N/A	.0000	.00
			RIO CA ELEM SCH DIST TXBL-REF							
767032HY4	125,000.0000	08/01/2023	\$122,008.75	\$125,000.00	(\$2,991.25)	(2.39)	AA	N/A	.0000	.00
			RIO CA ELEM SCH DIST TXBL-REF							
769036BJ2	875,000.0000	06/01/2022	\$875,000.00	\$881,184.75	(\$6,184.75)	(.70)	AA	N/A	.0000	.00
			RIVERSIDE CA PENSN OBLG TXBL-SER A							
769036BK9	855,000.0000	06/01/2023	\$849,519.45	\$850,463.35	(\$943.90)	(.11)	AA	N/A	.0000	.00
			RIVERSIDE CA PENSN OBLG TXBL-SER A							
76912TMX8	385,000.0000	07/01/2022	\$385,050.05	\$385,000.00	\$50.05	.01	AA	N/A	.0000	.00
			RIVERSIDE CNTY CA PUBLIC FINGA TXBL-DESERT CMNTY & INTERSTATE							
76913CAX7	715,000.0000	02/15/2023	\$712,418.85	\$731,793.15	(\$19,374.30)	(2.65)	AA	A1	.0000	.00
			RIVERSIDE CNTY CA PENSN OBLG TXBL							
77735AAE7	140,000.0000	01/01/2025	\$132,851.60	\$133,756.00	(\$904.40)	(.68)	AA	N/A	.0000	.00
			ROSEDALE-RIO BRAVO CALIFORNIA WTR WATER REVENUE							
785840JW0	285,000.0000	10/01/2023	\$286,085.85	\$301,735.20	(\$15,649.35)	(5.19)	AA	AA3	.0000	.00
			SACRAMENTO CA AREA FLOOD CONTR TXBL-REF-CONSOL CAPITAL ASSMT							
786056BB6	120,000.0000	08/01/2023	\$125,412.00	\$134,578.80	(\$9,166.80)	(6.81)	AA	A1	.0000	.00
			SACRAMENTO CA PENSN OBLG TXBL-SER A							
797010MW2	100,000.0000	10/01/2023	\$97,522.00	\$100,504.00	(\$2,982.00)	(2.97)	AA	N/A	.0000	.00

Principal Custody Solutions
Market/Cost Value Comparison Report
By Account By Industry Class

General Reporting
 From Month End 05/31/2022
 06/01/2022 12:25:56 PM PDT

ACCOUNT: All Accounts Selected

* = Trade or Other Activity Pending

<u>Asset ID</u>	<u>Units</u>	<u>Maturity Date</u>	<u>Market Value</u>	<u>Fed Tax Cost</u>	<u>Gain/Loss Amount</u>	<u>%</u>	<u>S & P Rating</u>	<u>Moody's Rating</u>	<u>Units in Transition</u>	<u>Encumbrd Units</u>
			SAN BUENAVENTURA CA COPS TXBL-REF-COPS-SER B							
797272RJ2	1,000,000.0000	08/01/2022	\$998,780.00	\$1,000,000.00	(\$1,220.00)	(.12)	AAA	AAA	.0000	.00
			SAN DIEGO CA CMNTY CLG DIST TXBL-REF							
797272RK9	750,000.0000	08/01/2023	\$735,322.50	\$748,567.50	(\$13,245.00)	(1.77)	AAA	AAA	.0000	.00
			SAN DIEGO CA CMNTY CLG DIST TXBL-REF							
79730WBM1	470,000.0000	09/01/2024	\$466,569.00	\$503,092.70	(\$36,523.70)	(7.26)	AA	N/A	.0000	.00
			SAN DIEGO CA REDEV AGY SUCCESS TXBL-REF-SUB-SER B							
797330AH0	150,000.0000	06/01/2024	\$151,644.00	\$160,470.00	(\$8,826.00)	(5.50)	A	N/A	.0000	.00
			SAN DIEGO CA TOBACCO SETTLEMEN TXBL-REF-SER A							
797381BX7	4,500,000.0000	06/30/2022	\$4,496,715.00	\$4,496,985.00	(\$270.00)	(.01)	N/A	N/A	.0000	.00
			SAN DIEGO CNTY CA & SCH DIST N TRANS-TXBL-SER A							
797646NA0	4,515,000.0000	06/15/2023	\$4,645,709.25	\$4,822,832.70	(\$177,123.45)	(3.67)	AAA	AAA	.0000	.00
			SAN FRANCISCO CITY & CNTY CA BUILD AMERICA BONDS							
797679CA3	150,000.0000	03/01/2023	\$149,254.50	\$153,694.50	(\$4,440.00)	(2.89)	A	AA3	.0000	.00
			SAN FRANCISCO CITY & CNTY CA P TXBL-REF-SER B							
797686EK4	1,500,000.0000	03/01/2023	\$1,474,950.00	\$1,499,565.00	(\$24,615.00)	(1.64)	AA-	AA2	.0000	.00
			SAN FRANCISCO CA MUNI TRANSPRT TXBL-REF							
797686EL2	1,350,000.0000	03/01/2024	\$1,283,985.00	\$1,350,000.00	(\$66,015.00)	(4.89)	AA-	AA2	.0000	.00
			SAN FRANCISCO CA MUNI TRANSPRT TXBL-REF							
79771FAW7	175,000.0000	11/01/2023	\$169,982.75	\$174,811.00	(\$4,828.25)	(2.76)	AA-	AA2	.0000	.00
			SAN FRANCISCO CA CITY & CNTY P TXBL-REF-SER EFGH-SUBSER G							
79773KBD5	250,000.0000	06/15/2022	\$249,907.50	\$250,000.00	(\$92.50)	(.04)	AAA	AAA	.0000	.00
			SAN FRANCISCO CA CITY & CNTY TXBL-SER C							
79773KBE3	300,000.0000	06/15/2023	\$293,616.00	\$300,000.00	(\$6,384.00)	(2.13)	AAA	AAA	.0000	.00
			SAN FRANCISCO CA CITY & CNTY TXBL-SER C							
79773KCZ5	2,190,000.0000	06/15/2022	\$2,189,058.30	\$2,190,000.00	(\$91.70)	(.04)	AAA	AAA	.0000	.00
			SAN FRANCISCO CA CITY & CNTY TXBL-SER A-SOCIAL BONDS							
79773KDA9	2,890,000.0000	06/15/2023	\$2,822,402.90	\$2,890,000.00	(\$67,597.10)	(2.34)	AAA	AAA	.0000	.00
			SAN FRANCISCO CA CITY & CNTY TXBL-SER A-SOCIAL BONDS							
798755FX7	250,000.0000	08/01/2022	\$250,052.50	\$250,000.00	\$52.50	.02	AA	AA3	.0000	.00

Principal Custody Solutions
Market/Cost Value Comparison Report
By Account By Industry Class

General Reporting
 From Month End 05/31/2022
 06/01/2022 12:25:56 PM PDT

ACCOUNT: All Accounts Selected

* = Trade or Other Activity Pending

<u>Asset ID</u>	<u>Units</u>	<u>Maturity Date</u>	<u>Market Value</u>	<u>Fed Tax Cost</u>	<u>Gain/Loss Amount</u>	<u>%</u>	<u>S & P Rating</u>	<u>Moody's Rating</u>	<u>Units in Transition</u>	<u>Encumbrd Units</u>
			SAN MARCOS CA UNIF SCH DIST TXBL-REF							
801096AR9	145,000.0000	09/01/2023	\$147,063.35	\$147,102.50	(\$39.15)	(.03)	AA	N/A	.0000	.00
			SANTA ANA CA CMNTY REDEV AGY S TXBL-REF-TAX ALLOCATION-SER B							
80136PCZ4	650,000.0000	12/01/2022	\$654,719.00	\$696,280.00	(\$41,561.00)	(5.97)	AA	A1	.0000	.00
			SANTA BARBARA CNTY CA SOLID WA TXBL-SER C							
801546QU9	890,000.0000	08/01/2024	\$875,884.60	\$910,650.00	(\$34,765.40)	(3.82)	AAA	N/A	.0000	.00
			SANTA CLARA CNTY CA TXBL-SER B							
80169PEK5	350,000.0000	06/01/2022	\$350,000.00	\$350,000.00	\$0.00	.00	AA+	N/A	.0000	.00
			SANTA CLARITA CA PUBLIC FIN AU TXBL-SER A-T							
80169PEL3	355,000.0000	06/01/2023	\$349,099.90	\$355,000.00	(\$5,900.10)	(1.66)	AA+	N/A	.0000	.00
			SANTA CLARITA CA PUBLIC FIN AU TXBL-SER A-T							
80218YAG0	200,000.0000	09/01/2023	\$197,484.00	\$206,788.00	(\$9,304.00)	(4.50)	A+	N/A	.0000	.00
			SANTA FE SPRINGS CA CMNTY DEV TXBL-REF-SUB							
802385RM8	250,000.0000	08/01/2022	\$249,575.00	\$250,000.00	(\$425.00)	(.17)	AA+	AA2	.0000	.00
			SANTA MONICA CA CMNTY CLG DIST TXBL-REF							
802385RN6	150,000.0000	08/01/2023	\$146,349.00	\$150,000.00	(\$3,651.00)	(2.43)	AA+	AA2	.0000	.00
			SANTA MONICA CA CMNTY CLG DIST TXBL-REF							
802498YW9	500,000.0000	08/01/2022	\$498,945.00	\$500,000.00	(\$1,055.00)	(.21)	AA+	AA1	.0000	.00
			SANTA MONICA-MALIBU CA UNIF SC TXBL-REF							
802498YY5	145,000.0000	08/01/2024	\$136,653.80	\$144,898.50	(\$8,244.70)	(5.69)	AA+	AA1	.0000	.00
			SANTA MONICA-MALIBU CA UNIF SC TXBL-REF							
802598NS7	75,000.0000	08/01/2022	\$74,862.75	\$75,000.00	(\$137.25)	(.18)	AA	AA3	.0000	.00
			SANTA ROSA CA ELEM SCH DIST TXBL-REF-SER B							
802598NT5	725,000.0000	08/01/2023	\$705,098.75	\$725,000.00	(\$19,901.25)	(2.75)	AA	AA3	.0000	.00
			SANTA ROSA CA ELEM SCH DIST TXBL-REF-SER B							
802615J54	120,000.0000	08/01/2022	\$119,796.00	\$120,000.00	(\$204.00)	(.17)	AA	AA2	.0000	.00
			SANTA ROSA CA HIGH SCH DIST TXBL-REF							
802615J62	725,000.0000	08/01/2023	\$705,903.50	\$725,000.00	(\$19,096.50)	(2.63)	AA	AA2	.0000	.00
			SANTA ROSA CA HIGH SCH DIST TXBL-REF							
82707BDL0	4,545,000.0000	08/01/2024	\$4,297,933.80	\$4,543,863.75	(\$245,929.95)	(5.41)	AA	AA2	.0000	.00

Principal Custody Solutions
Market/Cost Value Comparison Report
By Account By Industry Class

General Reporting
 From Month End 05/31/2022
 06/01/2022 12:25:56 PM PDT

ACCOUNT: All Accounts Selected

* = Trade or Other Activity Pending

<u>Asset ID</u>	<u>Units</u>	<u>Maturity Date</u>	<u>Market Value</u>	<u>Fed Tax Cost</u>	<u>Gain/Loss Amount</u>	<u>%</u>	<u>S & P Rating</u>	<u>Moody's Rating</u>	<u>Units in Transition</u>	<u>Encumbrd Units</u>
			SILICON VLY CA CLEAN WTR WSTWT TXBL-REF-SER A							
83412PGV8	300,000.0000	08/01/2022	\$299,385.00	\$300,000.00	(\$615.00)	(.21)	AA	AA2	.0000	.00
			SOLANO CNTY CA CMNTY CLG DIST TXBL-REF-SER A							
835569GP3	425,000.0000	08/01/2022	\$425,471.75	\$433,019.75	(\$7,548.00)	(1.74)	AA	AA2	.0000	.00
			SONOMA CNTY CA JNR CLG DIST TXBL-REF							
835569GR9	1,300,000.0000	08/01/2024	\$1,277,289.00	\$1,363,080.00	(\$85,791.00)	(6.29)	AA	AA2	.0000	.00
			SONOMA CNTY CA JNR CLG DIST TXBL-REF							
84247PHX2	150,000.0000	07/01/2022	\$150,235.50	\$156,412.50	(\$6,177.00)	(3.95)	AA-	N/A	.0000	.00
			STHRN CA PUBLIC PWR AUTH REVEN TXBL-SER B							
843257LJ3	125,000.0000	11/01/2022	\$124,163.75	\$125,000.00	(\$836.25)	(.67)	AA	N/A	.0000	.00
			STHRN KERN CA UNIF SCH DIST TXBL-REF-SER B							
845389LN3	100,000.0000	08/01/2023	\$97,329.00	\$97,602.00	(\$273.00)	(.28)	AA-	AA2	.0000	.00
			SOUTHWESTERN CALIFORNIA CMNTY CLG GENERAL OBLIGATION							
854434AB3	265,000.0000	04/01/2024	\$255,375.20	\$266,232.25	(\$10,857.05)	(4.08)	AA-	N/A	.0000	.00
			STANISLAUS CA CONSOL FIRE PROT TXBL-PENSION OBLIGATION BONDS							
86459ADK5	295,000.0000	03/01/2023	\$291,162.05	\$297,115.15	(\$5,953.10)	(2.00)	AA	N/A	.0000	.00
			LAKE ELSINORE CA REDEV AGY SUC TXBL-SUB-SER C							
86460ECC3	400,000.0000	09/01/2023	\$389,764.00	\$400,000.00	(\$10,236.00)	(2.56)	AA	N/A	.0000	.00
			SUCCESSOR AGY TO THE RICHMONDC TXBL-SER B							
865483GS4	685,000.0000	09/01/2023	\$669,231.30	\$686,726.20	(\$17,494.90)	(2.55)	AA	N/A	.0000	.00
			SULPHUR SPRINGS CA UNION SCH D TXBL-REF-CFD NO. 2002-1 -SER B							
882724WP8	3,095,000.0000	10/01/2022	\$3,084,477.00	\$3,095,000.00	(\$10,523.00)	(.34)	AAA	N/A	.0000	.00
			TEXAS ST TXBL-REF-SER A							
891371AB2	125,000.0000	10/01/2022	\$124,808.75	\$126,655.00	(\$1,846.25)	(1.46)	AA	N/A	.0000	.00
			TORRANCE CA JT PWRS FING AUTH TXBL							
891371AC0	1,830,000.0000	10/01/2023	\$1,796,108.40	\$1,844,470.35	(\$48,361.95)	(2.62)	AA	N/A	.0000	.00
			TORRANCE CA JT PWRS FING AUTH TXBL							
91412GQE8	100,000.0000	05/15/2023	\$100,347.00	\$103,134.00	(\$2,787.00)	(2.70)	AA	AA2	.0000	.00
			UNIV OF CALIFORNIA CA REVENUES TXBL-GEN-SER AG							
916544ES4	435,000.0000	08/01/2023	\$425,182.05	\$426,108.75	(\$926.70)	(.22)	AA	N/A	.0000	.00

Principal Custody Solutions
Market/Cost Value Comparison Report
By Account By Industry Class

General Reporting
 From Month End 05/31/2022
 06/01/2022 12:25:56 PM PDT

ACCOUNT: All Accounts Selected

* = Trade or Other Activity Pending

<u>Asset ID</u>	<u>Units</u>	<u>Maturity Date</u>	<u>Market Value</u>	<u>Fed Tax Cost</u>	<u>Gain/Loss Amount</u>	<u>%</u>	<u>S & P Rating</u>	<u>Moody's Rating</u>	<u>Units in Transition</u>	<u>Encumbrd Units</u>
UPPER SANTA CLARA CALIFORNIA WATER REVENUE										
923040GU7	350,000.0000	08/01/2024	\$343,280.00	\$358,113.00	(\$14,833.00)	(4.14)	AA+	AA1	.0000	.00
VENTURA CNTY CA CMNTY CLG DIST TXBL-REF										
923078CT4	1,250,000.0000	11/01/2023	\$1,221,575.00	\$1,259,850.00	(\$38,275.00)	(3.04)	AA+	AA1	.0000	.00
VENTURA CNTY CA PUBLIC FING AU TXBL-REF-A										
9281097H4	585,000.0000	06/01/2024	\$587,538.90	\$632,326.50	(\$44,787.60)	(7.08)	AAA	AAA	.0000	.00
VIRGINIA ST TXBL-REF-SER B										
928346PU3	105,000.0000	08/01/2023	\$102,247.95	\$105,234.15	(\$2,986.20)	(2.84)	AA	N/A	.0000	.00
VISTA CA UNIF SCH DIST TXBL-REF										
928346PV1	2,350,000.0000	08/01/2024	\$2,224,862.50	\$2,361,397.50	(\$136,535.00)	(5.78)	AA	N/A	.0000	.00
VISTA CA UNIF SCH DIST TXBL-REF										
9523472D3	500,000.0000	08/01/2023	\$493,775.00	\$510,500.00	(\$16,725.00)	(3.28)	AA-	A1	.0000	.00
W CONTRA COSTA CA UNIF SCH DIS TXBL-REF										
9523474S8	950,000.0000	08/01/2022	\$948,014.50	\$950,000.00	(\$1,985.50)	(.21)	AA-	N/A	.0000	.00
W CONTRA COSTA CA UNIF SCH DIS TXBL-REF-SER B										
9523474T6	1,960,000.0000	08/01/2023	\$1,908,942.00	\$1,960,000.00	(\$51,058.00)	(2.61)	AA	N/A	.0000	.00
W CONTRA COSTA CA UNIF SCH DIS TXBL-REF-SER B										
9523474U3	4,375,000.0000	08/01/2024	\$4,152,618.75	\$4,375,000.00	(\$222,381.25)	(5.08)	AA	N/A	.0000	.00
W CONTRA COSTA CA UNIF SCH DIS TXBL-REF-SER B										
95332RDF3	260,000.0000	04/01/2023	\$257,150.40	\$260,000.00	(\$2,849.60)	(1.10)	AA+	N/A	.0000	.00
W HOLLYWOOD CA PUBLIC FING AUT TXBL-SER B										
96062CBM7	170,000.0000	11/01/2023	\$165,993.10	\$171,213.80	(\$5,220.70)	(3.05)	AA	N/A	.0000	.00
WESTMINSTER CA REDEV AGY SUCCE TXBL-REF-SUB-WESTMINSTER COMM										
MUNICIPAL ZERO COUPON										
171314JY4	2,000,000.0000	08/01/2023	\$1,955,260.00	\$1,987,300.00	(\$32,040.00)	(1.61)	AA-	N/A	.0000	.00
CHULA VISTA CA ELEM SCH DIS ZERO CPN BANS-CABS										
SUBTOTAL	207,770,000.0000		\$204,013,424.55	\$209,901,285.55	(\$5,887,861.00)	(2.81)			.0000	.00
OTHER FIXED INCOME SECURITIES										
PRIVATE PLACEMENTS										
637639AA3	13,780,000.0000	04/23/2023	\$13,593,418.80	\$13,924,607.60	(\$331,188.80)	(2.38)	AA+	AAA	.0000	.00

Principal Custody Solutions
Market/Cost Value Comparison Report
By Account By Industry Class

General Reporting
 From Month End 05/31/2022
 06/01/2022 12:25:56 PM PDT

ACCOUNT: All Accounts Selected

* = Trade or Other Activity Pending

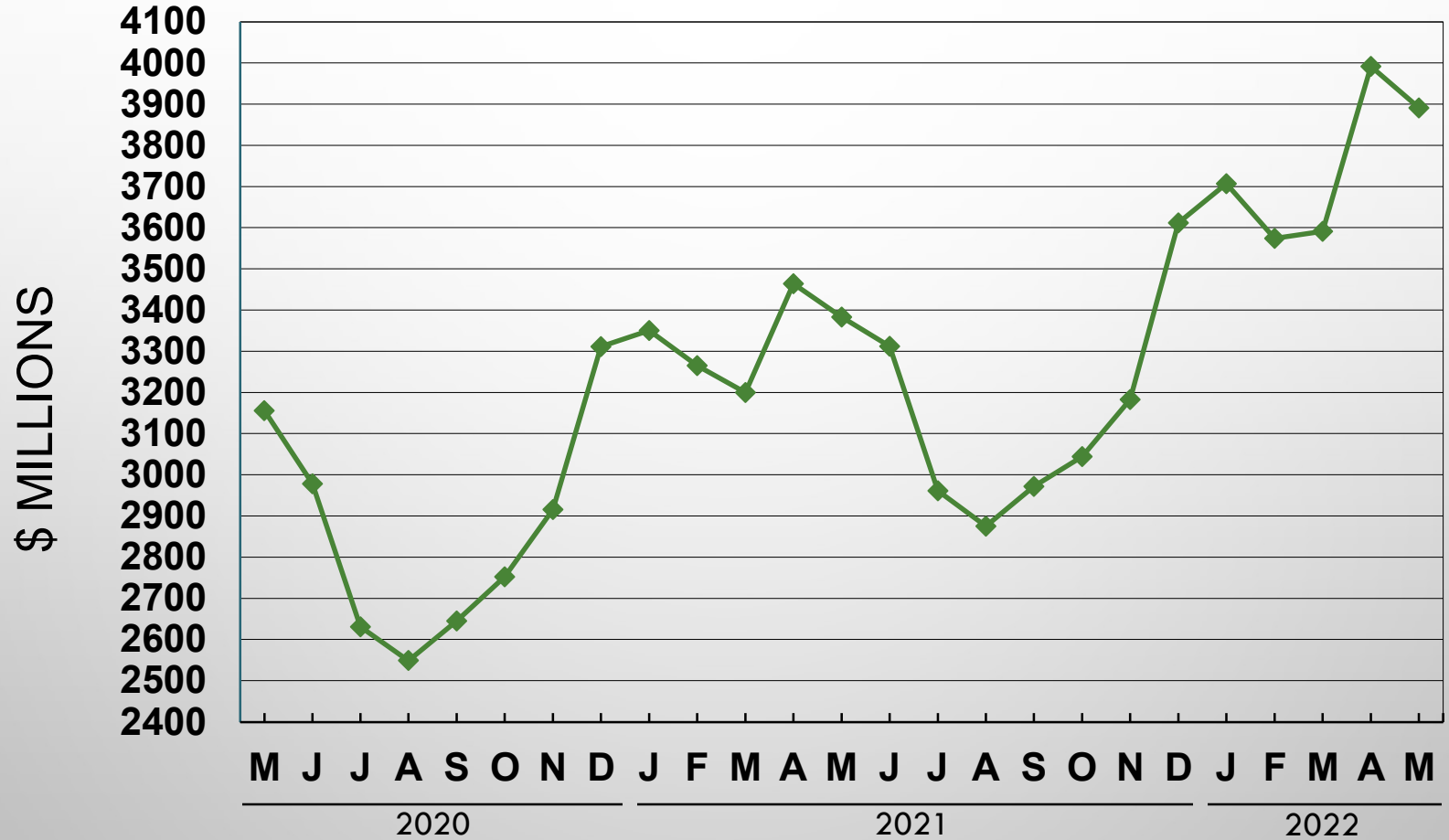
<u>Asset ID</u>	<u>Units</u>	<u>Maturity Date</u>	<u>Market Value</u>	<u>Fed Tax Cost</u>	<u>Gain/Loss Amount</u>	<u>%</u>	<u>S & P Rating</u>	<u>Moody's Rating</u>	<u>Units in Transition</u>	<u>Encumbrd Units</u>
NATIONAL SECS CLEARING 144A PRIV PLCMT 1.200 04/23/2023										
637639AC9	27,350,000.0000	12/07/2023	\$26,293,469.50	\$27,215,144.55	(\$921,675.05)	(3.39)	AA+	AAA	.0000	.00
NATIONAL SECS CLEARING 144A PRIV PLCMT 0.400 12/07/2023										
SUBTOTAL	41,130,000.0000		\$39,886,888.30	\$41,139,752.15	(\$1,252,863.85)	(3.05)			.0000	.00
OTHER ASSETS										
OTHER ASSETS										
MS6232818	55,000,000.0000		\$55,000,000.00	\$55,000,000.00	\$.00	.00			.0000	.00
CA LAIF STATE OF CALIFORNIA INVESTMENT FD										
MS6615459	25,000,000.0000		\$24,965,100.00	\$25,000,000.00	(\$34,900.00)	(.14)			.0000	.00
CALTRUST SHORT TERM ACCT										
SUBTOTAL	80,000,000.0000		\$79,965,100.00	\$80,000,000.00	(\$34,900.00)	(.04)			.0000	.00
ACCOUNT 11435100 TOTAL	3,808,565,888.8900		\$3,770,650,207.80	\$3,822,191,391.16	(\$51,541,183.36)	(1.35)			.0000	.00
GRAND TOTAL	3,808,565,888.8900		\$3,770,650,207.80	\$3,822,191,391.16	(\$51,541,183.36)	(1.35)			.0000	.00

END OF REPORT

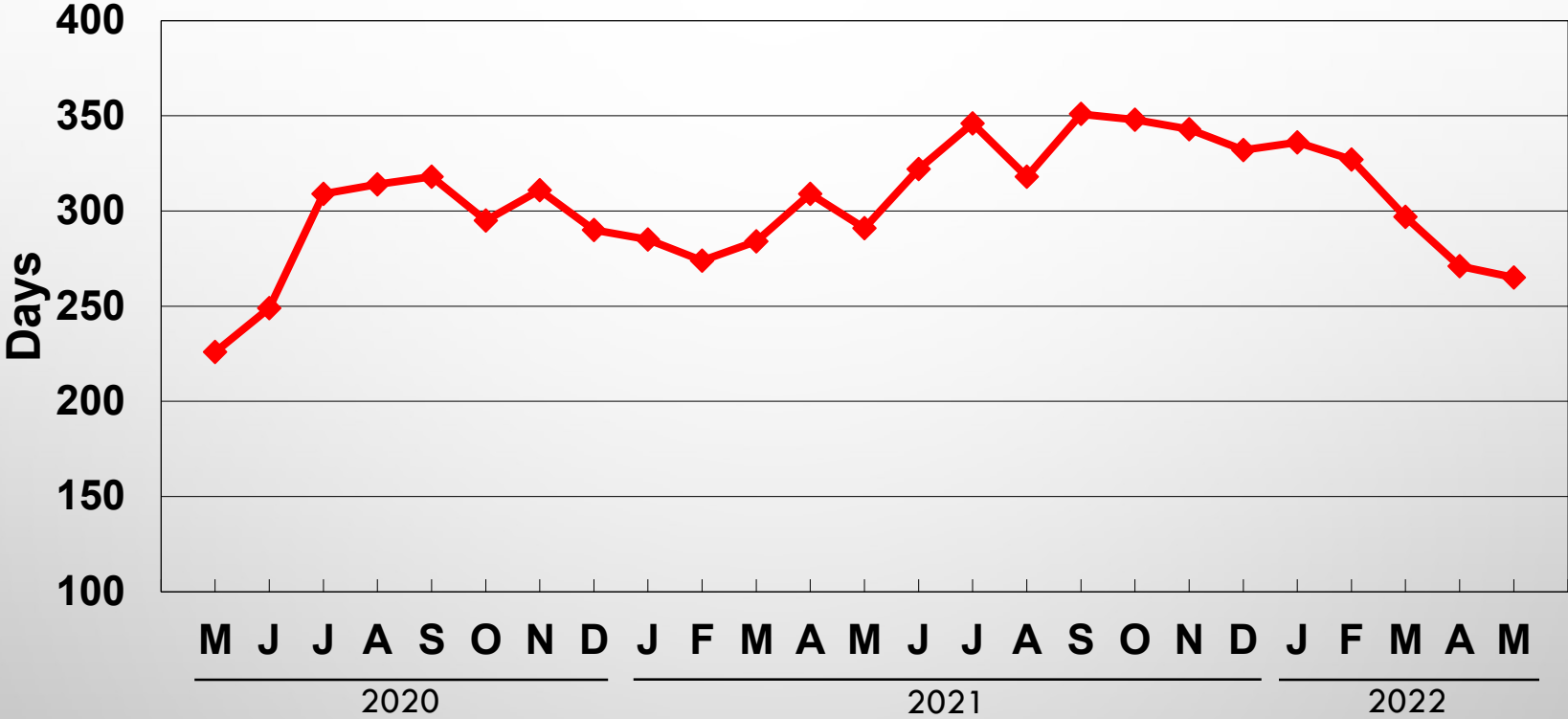
MONTHLY TRANSACTIONS REPORT - MAY 2022

Transaction Date	Purchase/ Sale	Par Amount	Security Type	Security Name	Maturity Date	Yield
05/02/22	Purchase	\$ 25,000,000.00	YCD	ROYAL BANK OF CANADA NY	12/15/22	2.150
05/03/22	Purchase	\$ 20,000,000.00	YCD	TORONTO DOMINION BANK NY	12/12/22	2.120
05/04/22	Purchase	\$ 422,000.00	MTN	BERKSHIRE HATHAWAY INC	03/15/23	2.024
05/05/22	Purchase	\$ 20,000.00	MUNI	EL MONTE CA CITY SCH DIST	08/01/22	1.502
05/05/22	Purchase	\$ 10,000,000.00	CP	MUFG BANK LTD NY	07/05/22	1.042
05/06/22	Purchase	\$ 675,000.00	MUNI	TORRANCE CA JT PWRS FING AUTH	10/01/23	3.000
05/06/22	Purchase	\$ 25,000,000.00	YCD	OVERSEA-CHINESE BK CO NY	12/15/22	2.085
05/09/22	Purchase	\$ 10,000,000.00	CP	TOYOTA CREDIT DE PUERTO RICO	12/16/22	2.168
05/13/22	Purchase	\$ 120,000.00	MUNI	MONTEREY CA REGL WST MGMT AUTH	04/01/25	3.215
05/17/22	Purchase	\$ 690,000.00	MUNI	EL DORADO CA IRR DIST REVENUE	01/01/25	3.400
05/18/22	Purchase	\$ 525,000.00	MUNI	LONG BEACH CA FIN AUTH	08/01/22	1.902
05/18/22	Purchase	\$ 100,000.00	MUNI	HUENEME CA ELEM SCH DIST	08/01/24	3.153
05/23/22	Purchase	\$ 10,000,000.00	GA	FHLB	02/23/24	3.000
05/25/22	Purchase	\$ 10,000,000.00	CP	CREDIT AGRICOLE CIB NY	12/16/22	2.146
05/26/22	Purchase	\$ 20,000,000.00	YCD	KOREA DEVELOPMENT BK NY	12/19/22	2.190
05/26/22	Purchase	\$ 5,000,000.00	YCD	NATL BANK OF KUWAIT NY	05/26/23	2.920
05/27/22	Purchase	\$ 180,000.00	MUNI	FOOTHILL-DE ANZA COMM COLLEGE DIST	08/01/24	2.624
05/27/22	Purchase	\$ 140,000.00	MUNI	ROSEDALE-RIO BRAVO WATER DIST	01/01/25	3.017
05/27/22	Purchase	\$ 10,000,000.00	YCD	TORONTO DOMINION BANK NY	05/26/23	2.760
05/31/22	Purchase	\$ 110,000.00	MUNI	MONROVIA CA PENSION OBLG	05/01/25	3.069
05/31/22	Purchase	\$ 25,000,000.00	CP	TOYOTA MOTOR CREDIT CORP	12/19/22	2.146
05/31/22	Purchase	\$ 5,000,000.00	YCD	NATL BANK OF KUWAIT NY	05/31/23	2.950

PORTFOLIO AVERAGE MONTHLY BALANCE



AVERAGE MATURITY



YIELD COMPARISON

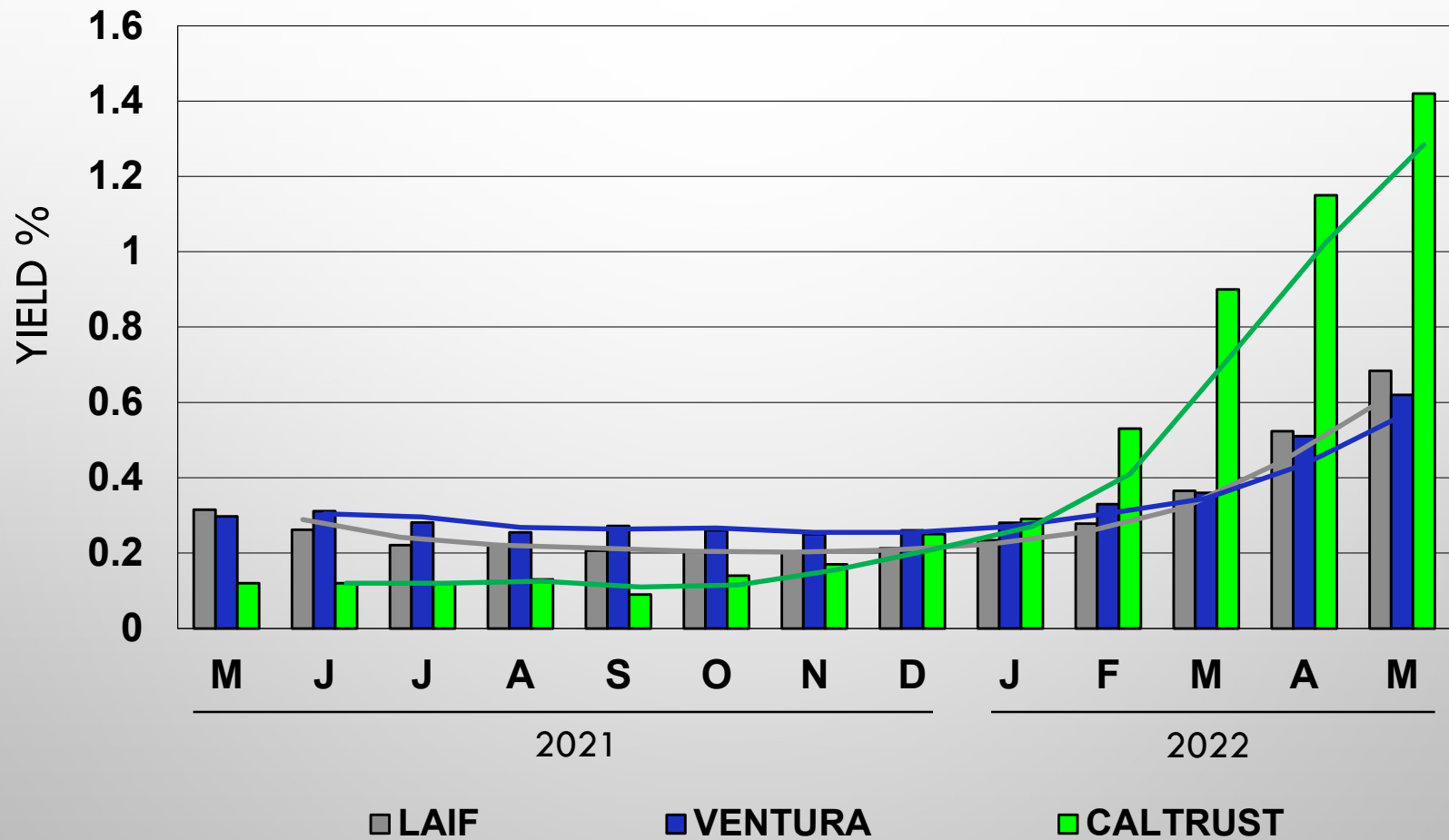
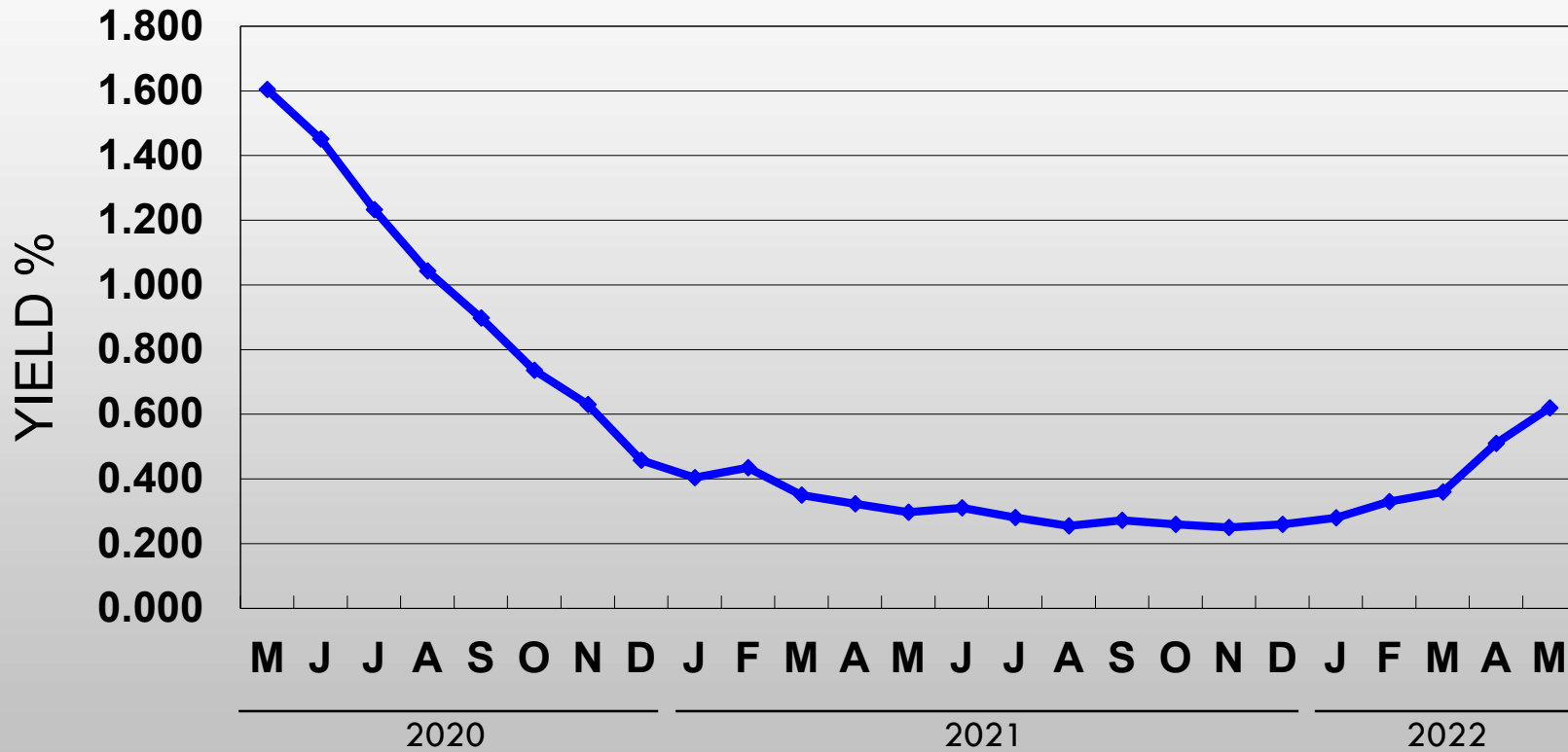


EXHIBIT 5

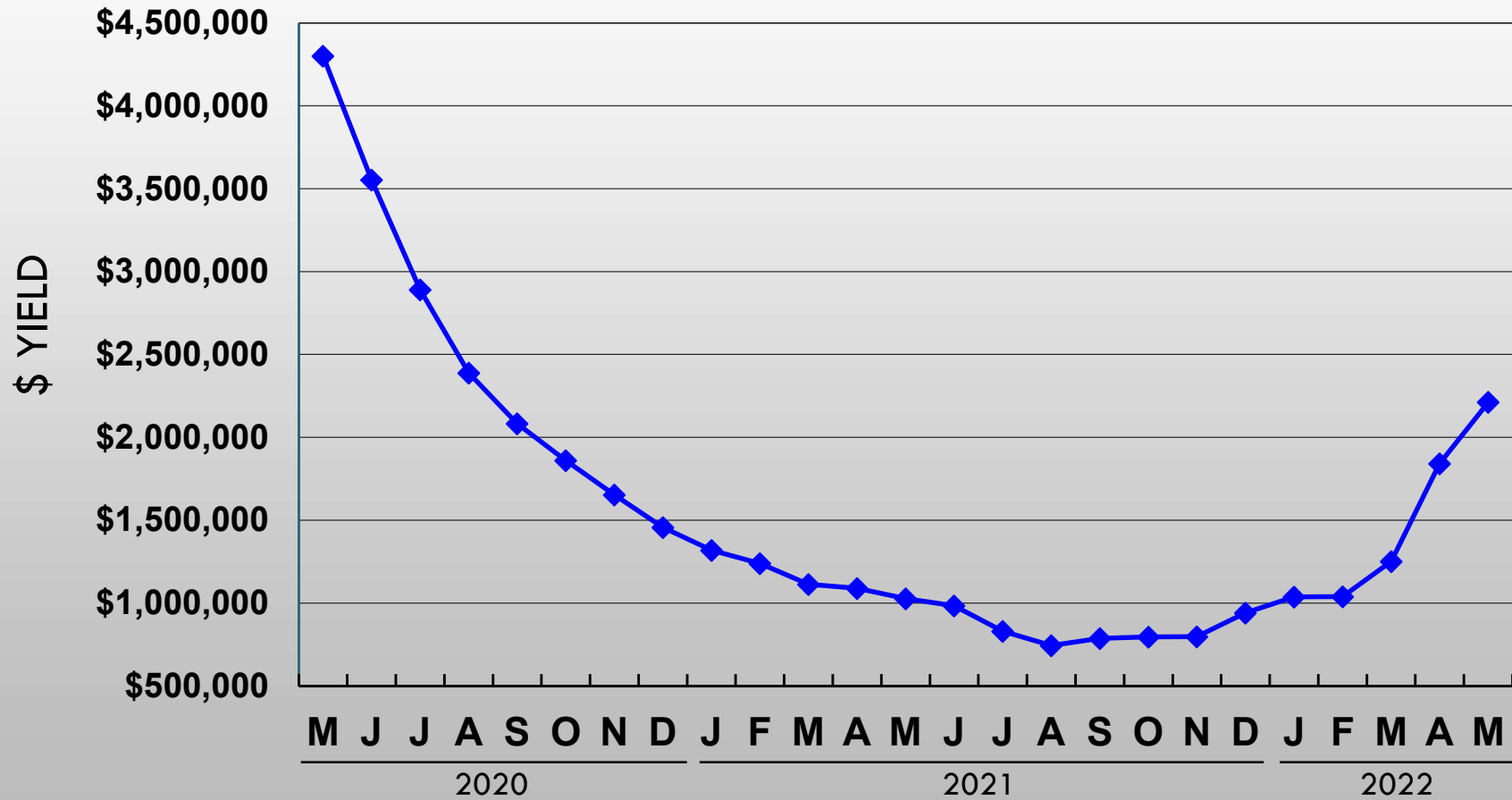
The Ventura County annualized percentage yield is reported net of the administrative fee.

ROLLING 2-YEAR % YIELD



The Ventura County annualized percentage yield is net of the administrative fee.

ROLLING 2-YEAR \$ YIELD



PORTFOLIO HOLDINGS BY CLASS

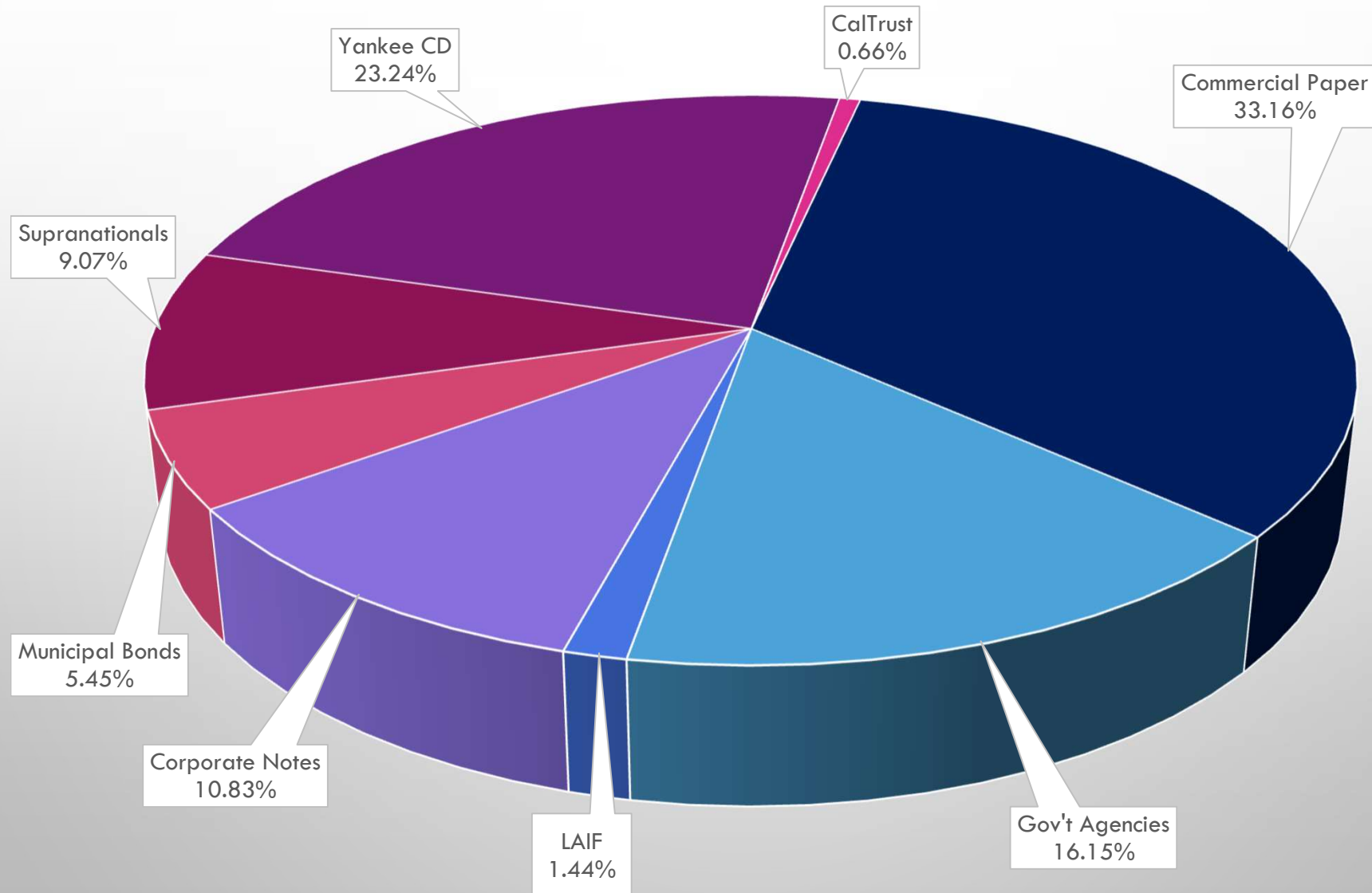


EXHIBIT 8

May 2022

PORTFOLIO HOLDINGS S&P CREDIT RATINGS

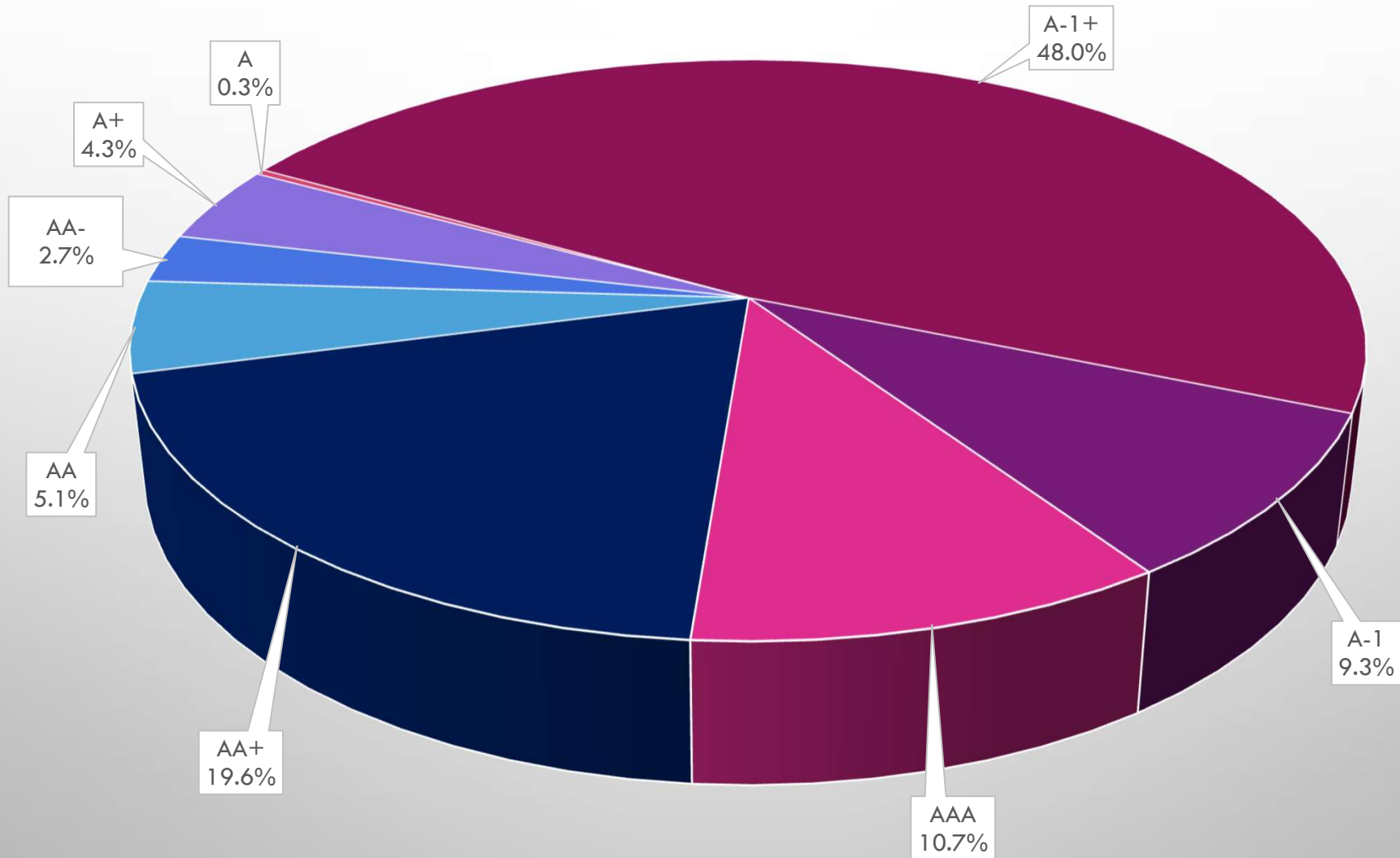


EXHIBIT 9

May 2022