



TREASURER-TAX COLLECTOR VENTURA COUNTY

SUE HORGAN
TREASURER
TAX COLLECTOR

Marilou Tan
Assistant Treasurer-Tax Collector

March 14, 2023

Ventura County Board of Supervisors
800 South Victoria Avenue
Ventura, CA 93009

SUBJECT: Receive and File Report of Investments, Including Market Values for Investments for the Month Ending January 31, 2023.

RECOMMENDATION: Receive and File

FISCAL/MANDATES IMPACT: None

DISCUSSION:

This report covers the one-month period ending January 31, 2023.

The **average daily portfolio balance** for January was \$4.026 billion, a slight increase over December. Exhibit 3 shows that the balance peaked last April, tapered off during the summer, and has rebounded over the last three months, reflecting our heavy December property tax collection period.

The **Effective Rate of Return**, net of administrative fees, for January was 3.01%, an almost 10% increase over December. Yields should continue to rise at least through spring 2023, based on statements made by the Federal Open Market Committee.

Going forward, if the current portfolio investments were all held to maturity, the portfolio's gross **approximate yield to maturity** would be 3.099%, an increase from December that continues the steady rise in the portfolio's Effective Rate of Return.

The **net earnings** for January were \$10,466,118, a nearly 12% increase, or \$1,118,758 over December. That increase is reflective of the increase in the size of the portfolio and the higher rate of return. I am confident that Exhibits 6 and 7 will show continued upward movement in February.

The **weighted average days to maturity** dropped to 261 days. The interest-rate sensitivity measure of **effective duration** decreased to 0.435. Both numbers are comfortably within expectations for LGIP programs like ours.

Exhibit 9 is a useful pie chart that graphically illustrates the portfolio holdings by S&P ratings. Nearly 42% of the portfolio is in the highest short-term and long-term rating categories (A-1+ and AAA), which is one reason for our continued receipt of S&P's highest rating.

The **three largest sectors**, by percentage, were: Government Agencies (25.84%), Commercial Paper (23.40%), and Yankee Certificates of Deposit (22.54%). The **three largest issuers**, by percentage, were: Federal Home Loan Bank (17.45%), Toronto Dominion (8.82%), and FHLMC (6.90%). The **three highest-yielding sectors**, by annualized percentage yield, were: Yankee Certificates of Deposit (4.665%), Commercial Paper (4.226%), and Government Agencies (2.059%). It is not a coincidence that the three largest sectors are the three highest yielding.

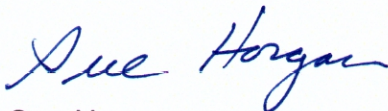
The portfolio has been managed with the stated objectives of safety, liquidity, and earning a competitive return, as outlined in the Statement of Investment Policy. In striving to maintain **the primary objective, safety of principal**, the County of Ventura has continuously maintained a rating of AAAs/S1+ by Standard & Poor's, the highest rating given by that agency. The rating was reaffirmed in November 2022 and reflects the results of the recent and very thorough audit & review conducted by Standard & Poor's. The rating reflects S&P's opinion that the portfolio is well-managed, credit-worthy, well-diversified, and has a low sensitivity to interest rate variations. Regarding **the secondary objective of maintaining sufficient liquidity** to meet cash flow needs, the portfolio maintains significant cash reserves in the County's bank, as well as significant holdings in LAIF and CalTrust. The portfolio has the ability to meet its participants' expenditure requirements for the next six months, pursuant to a daily study of projected cash flows. All of the portfolio's assets have a well-developed resale market, although, of course, it is our policy not to sell. **Earning a competitive rate of return** is reflected by our performance against our benchmarks, even though they each have less restrictive investment policies than ours. They either have no S&P rating, such as LAIF, or a lower S&P rating, such as CalTrust.

The portfolio has been managed for much of the last year, with a focus on the challenges of investing in a rising interest rate market without approaching the boundaries imposed by our Statement of Investment Policy and by Standard & Poor's rating team. We will continue to operate in the shorter end of the market for the time being, although we are ever vigilant in our awareness of market forces.

This letter has been reviewed and approved as to form by the County Executive Office, the Auditor-Controller's Office, and County Counsel.

Please contact me at 805-654-3771 if you have any questions or require further information regarding this item.

Sincerely,



Sue Horgan
Treasurer-Tax Collector

- Exhibit 1 – Principal Custody Solutions Market Cost Value Comparison Report –
January 31, 2023
- Exhibit 2 – Monthly Transactions Report – January 2023
- Exhibit 3 – Portfolio Average Monthly Balance Graph – January 2021 – January 2023
- Exhibit 4 – Average Maturity Graph – January 2021 – January 2023
- Exhibit 5 – Yield Comparison Graph – January 2022 – January 2023
- Exhibit 6 – Rolling 2-Year % Yield Graph – January 2021 – January 2023
- Exhibit 7 – Rolling 2-Year \$ Yield Graph – January 2021 – January 2023
- Exhibit 8 – Portfolio Holdings by Class Graph – January 2023
- Exhibit 9 – Portfolio Holdings by S&P Credit Ratings Graph – January 2023

Principal Custody Solutions
Market/Cost Value Comparison Report
By Account By Industry Class

General Reporting
 From Month End 01/31/2023
 02/01/2023 07:11:21 AM PST

ACCOUNT: All Accounts Selected

* = Trade or Other Activity Pending

<u>Asset ID</u>	<u>Units</u>	<u>Maturity Date</u>	<u>Market Value</u>	<u>Fed Tax Cost</u>	<u>Gain/Loss Amount</u>	<u>%</u>	<u>S & P Rating</u>	<u>Moody's Rating</u>	<u>Units in Transition</u>	<u>Encumbrd Units</u>
ACCOUNT: 11435100 COUNTY OF VENTURA										
NET CASH										
NET CASH *	.0000		(\$45,000.00)	(\$45,000.00) *	\$0.00	.00			.0000	.00
	U.S. DOLLARS									
SUBTOTAL	.0000		(\$45,000.00)	(\$45,000.00)	\$0.00	.00			.0000	.00
US GOVERNMENT SHORT-TERM										
GOVERNMENT AGENCY DISCOUNT										
313384BR9	5,000,000.0000	02/09/2023	\$4,995,000.00	\$4,931,208.33	\$63,791.67	1.29	N/A	N/A	.0000	.00
			FEDERAL HOME LOAN BANK DTD 02/09/2022	ZERO CPN 02/09/2023						
313384GY9	10,000,000.0000	06/16/2023	\$9,820,900.00	\$9,695,833.33	\$125,066.67	1.29	N/A	N/A	.0000	.00
			FEDERAL HOME LOAN BANK DTD 06/16/2022	ZERO CPN 06/16/2023						
313384HR3	5,000,000.0000	07/03/2023	\$4,899,950.00	\$4,865,165.97	\$34,784.03	.71	N/A	N/A	.0000	.00
			FEDERAL HOME LOAN BANK DTD 07/05/2022	ZERO CPN 07/03/2023						
313384JR1	5,000,000.0000	07/27/2023	\$4,884,350.00	\$4,841,625.00	\$42,725.00	.88	N/A	N/A	.0000	.00
			FEDERAL HOME LOAN BANK DTD 07/27/2022	ZERO CPN 07/27/2023						
313384JW0	5,000,000.0000	08/01/2023	\$4,881,950.00	\$4,845,150.00	\$36,800.00	.76	N/A	N/A	.0000	.00
			FEDERAL HOME LOAN BANK DTD 08/01/2022	ZERO CPN 08/01/2023						
313384PH6	10,000,000.0000	11/16/2023	\$9,631,300.00	\$9,609,916.67	\$21,383.33	.22	N/A	N/A	.0000	.00
			FEDERAL HOME LOAN BANK DTD 11/16/2022	ZERO CPN 11/16/2023						
313384PM5	10,000,000.0000	11/20/2023	\$9,626,400.00	\$9,610,416.67	\$15,983.33	.17	N/A	N/A	.0000	.00
			FEDERAL HOME LOAN BANK DTD 11/21/2022	ZERO CPN 11/20/2023						
313384PX1	10,000,000.0000	11/30/2023	\$9,613,900.00	\$9,599,588.00	\$14,312.00	.15	N/A	N/A	.0000	.00
			FEDERAL HOME LOAN BANK DTD 11/30/2022	ZERO CPN 11/30/2023						
313384RK7	10,000,000.0000	01/05/2024	\$9,571,100.00	\$9,538,286.11	\$32,813.89	.34	N/A	N/A	.0000	.00
			FEDERAL HOME LOAN BANK DTD 01/05/2023	ZERO CPN 01/05/2024						
SUBTOTAL	70,000,000.0000		\$67,924,850.00	\$67,537,190.08	\$387,659.92	.57			.0000	.00
SAVINGS & CERTIFICATES OF DEPOSIT										
MARKETABLE CERTIFICATES OF DEPOSIT										
23344NK62	25,000,000.0000	11/06/2023	\$25,017,500.00	\$25,003,905.00	\$13,595.00	.05	N/A	N/A	.0000	.00
			DNB BANK ASA CERTIFICATE OF DEPOSIT							

Principal Custody Solutions
Market/Cost Value Comparison Report
By Account By Industry Class

General Reporting
 From Month End 01/31/2023
 02/01/2023 07:11:21 AM PST

ACCOUNT: All Accounts Selected

* = Trade or Other Activity Pending

<u>Asset ID</u>	<u>Units</u>	<u>Maturity Date</u>	<u>Market Value</u>	<u>Fed Tax Cost</u>	<u>Gain/Loss Amount</u>	<u>%</u>	<u>S & P Rating</u>	<u>Moody's Rating</u>	<u>Units in Transition</u>	<u>Encumbrd Units</u>
23344NM78	25,000,000.0000	12/20/2023	\$25,002,500.00	\$25,008,675.00	(\$6,175.00)	(.02)	N/A	N/A	.0000	.00
		DNB BANK CERTIFICATE OF DEPOSIT								
48668MZ48	10,000,000.0000	04/21/2023	\$10,001,500.00	\$10,001,431.00	\$69.00	.00	N/A	N/A	.0000	.00
		KOOKMIN BANK CERTIFICATE OF DEPOSIT								
50066BYT2	20,000,000.0000	05/08/2023	\$20,013,400.00	\$20,002,956.00	\$10,444.00	.05	N/A	N/A	.0000	.00
		KOREA DEV BANK CERTIFICATE OF DEPOSIT								
50066BYU9	20,000,000.0000	06/28/2023	\$20,023,600.00	\$20,003,722.00	\$19,878.00	.10	N/A	N/A	.0000	.00
		KOREA DEV BANK CERTIFICATE OF DEPOSIT								
50066BYX3	20,000,000.0000	06/28/2023	\$20,021,600.00	\$20,002,828.00	\$18,772.00	.09	N/A	N/A	.0000	.00
		KOREA DEVELOPMENT BANK CERTIFICATE OF DEPOSIT								
50066BZD6	30,000,000.0000	09/07/2023	\$30,036,600.00	\$30,004,278.00	\$32,322.00	.11	N/A	N/A	.0000	.00
		KOREA DEVELOPMENT BANK CERTIFICATE OF DEPOSIT								
63376DZ73	5,000,000.0000	05/26/2023	\$4,964,250.00	\$5,001,477.10	(\$37,227.10)	(.74)	N/A	N/A	.0000	.00
		NATIONAL BANK KUWAIT CERTIFICATE OF DEPOSIT								
63376D2A2	5,000,000.0000	05/31/2023	\$4,962,600.00	\$5,000,000.00	(\$37,400.00)	(.75)	N/A	N/A	.0000	.00
		NATIONAL BANK KUWAIT CERTIFICATE OF DEPOSIT								
63376D3E3	10,000,000.0000	06/24/2023	\$9,940,600.00	\$10,003,884.12	(\$63,284.12)	(.63)	N/A	N/A	.0000	.00
		NATIONAL BANK OF KUWAIT CERTIFICATE OF DEPOSIT								
63376D3K9	25,000,000.0000	06/23/2023	\$24,850,000.00	\$25,009,736.05	(\$159,736.05)	(.64)	N/A	N/A	.0000	.00
		NATIONAL BANK OF KUWAIT CERTIFICATE OF DEPOSIT								
63376D3Z6	20,000,000.0000	07/05/2023	\$19,869,000.00	\$20,003,901.67	(\$134,901.67)	(.67)	N/A	N/A	.0000	.00
		BANK KUWAIT CERTIFICATE OF DEPOSIT								
63376D5T8	10,000,000.0000	08/17/2023	\$9,925,200.00	\$10,000,000.00	(\$74,800.00)	(.75)	N/A	N/A	.0000	.00
		NATIONAL BANK KUWAIT CERTIFICATE OF DEPOSIT								
63376D6B6	10,000,000.0000	02/07/2023	\$9,998,400.00	\$10,000,900.00	(\$2,500.00)	(.02)	N/A	N/A	.0000	.00
		NATIONAL BANK KUWAIT CERTIFICATE OF DEPOSIT								
63376D6N0	10,000,000.0000	02/09/2023	\$9,997,900.00	\$10,000,000.00	(\$2,100.00)	(.02)	N/A	N/A	.0000	.00
		NATIONAL BANK KUWAIT CERTIFICATE OF DEPOSIT								
63376D6Y6	10,000,000.0000	02/27/2023	\$9,995,600.00	\$10,001,300.00	(\$5,700.00)	(.06)	N/A	N/A	.0000	.00

Principal Custody Solutions
Market/Cost Value Comparison Report
By Account By Industry Class

General Reporting
 From Month End 01/31/2023
 02/01/2023 07:11:21 AM PST

ACCOUNT: All Accounts Selected

* = Trade or Other Activity Pending

<u>Asset ID</u>	<u>Units</u>	<u>Maturity Date</u>	<u>Market Value</u>	<u>Fed Tax Cost</u>	<u>Gain/Loss Amount</u>	<u>%</u>	<u>S & P Rating</u>	<u>Moody's Rating</u>	<u>Units in Transition</u>	<u>Encumbrd Units</u>
			NATIONAL BANK KUWAIT CERTIFICATE OF DEPOSIT							
63376D7F6	10,000,000.0000	03/06/2023	\$9,995,500.00	\$10,000,877.53	(\$5,377.53)	(.05)	N/A	N/A	.0000	.00
			NATIONAL BANK KUWAIT CERTIFICATE OF DEPOSIT							
63376D7G4	10,000,000.0000	03/09/2023	\$9,995,200.00	\$10,001,787.00	(\$6,587.00)	(.07)	N/A	N/A	.0000	.00
			NATIONAL BK KUWAIT CERTIFICATE OF DEPOSIT							
63376FAJ9	20,000,000.0000	12/21/2023	\$20,026,800.00	\$20,007,656.00	\$19,144.00	.10	N/A	N/A	.0000	.00
			NATIONAL BANK OF KUWAIT CERTIFICATE OF DEPOSIT							
63376FAM2	5,000,000.0000	09/15/2023	\$5,003,000.00	\$5,000,355.00	\$2,645.00	.05	N/A	N/A	.0000	.00
			NATIONAL BANK OF KUWAIT CERTIFICATE OF DEPOSIT							
63376FAP5	10,000,000.0000	12/22/2023	\$10,009,200.00	\$10,000,954.00	\$8,246.00	.08	N/A	N/A	.0000	.00
			NATIONAL BANK KUWAIT CERTIFICATE OF DEPOSIT							
63376F5F3	10,000,000.0000	05/04/2023	\$10,002,200.00	\$10,001,016.00	\$1,184.00	.01	N/A	N/A	.0000	.00
			NATIONAL BANK KUWAIT CERTIFICATE OF DEPOSIT							
63376F5M8	5,000,000.0000	06/29/2023	\$5,000,350.00	\$5,000,950.00	(\$600.00)	(.01)	N/A	N/A	.0000	.00
			NATIONAL BANK KUWAIT CERTIFICATE OF DEPOSIT							
63376F5T3	5,000,000.0000	06/28/2023	\$5,004,300.00	\$5,001,239.36	\$3,060.64	.06	N/A	N/A	.0000	.00
			NATIONAL BK KUWAIT CERTIFICATE OF DEPOSIT							
63376F5X4	10,000,000.0000	06/28/2023	\$10,008,800.00	\$10,001,208.09	\$7,591.91	.08	N/A	N/A	.0000	.00
			NATIONAL BANK OF KUWAIT CERTIFICATE OF DEPOSIT							
63376F6C9	10,000,000.0000	06/28/2023	\$10,010,100.00	\$10,001,788.00	\$8,312.00	.08	N/A	N/A	.0000	.00
			NATIONAL BANK OF KUWAIT CERTIFICATE OF DEPOSIT							
63376F6X3	10,000,000.0000	07/03/2023	\$10,009,500.00	\$10,001,718.00	\$7,782.00	.08	N/A	N/A	.0000	.00
			NATIONAL BANK KUWAIT CERTIFICATE OF DEPOSIT							
63376F6Z8	10,000,000.0000	07/03/2023	\$10,010,100.00	\$10,001,129.00	\$8,971.00	.09	N/A	N/A	.0000	.00
			NATIONAL BANK KUWAIT CERTIFICATE OF DEPOSIT							
63376F7E4	10,000,000.0000	07/17/2023	\$10,007,500.00	\$10,001,772.67	\$5,727.33	.06	N/A	N/A	.0000	.00
			NATL BANK KUWAIT CERTIFICATE OF DEPOSIT							
63376F7G9	10,000,000.0000	07/28/2023	\$10,005,300.00	\$10,000,611.49	\$4,688.51	.05	N/A	N/A	.0000	.00
			NATIONAL BANK KUWAIT CERTIFICATE OF DEPOSIT							
69033MQ91	25,000,000.0000	03/21/2023	\$24,956,250.00	\$25,007,210.00	(\$50,960.00)	(.20)	N/A	N/A	.0000	.00

Principal Custody Solutions
Market/Cost Value Comparison Report
By Account By Industry Class

General Reporting
 From Month End 01/31/2023
 02/01/2023 07:11:21 AM PST

ACCOUNT: All Accounts Selected

* = Trade or Other Activity Pending

<u>Asset ID</u>	<u>Units</u>	<u>Maturity Date</u>	<u>Market Value</u>	<u>Fed Tax Cost</u>	<u>Gain/Loss Amount</u>	<u>%</u>	<u>S & P Rating</u>	<u>Moody's Rating</u>	<u>Units in Transition</u>	<u>Encumbrd Units</u>
			OVERSEA-CHINESE BANK CO CERTIFICATE OF DEPOSIT							
69033MR33	25,000,000.0000	04/05/2023	\$24,939,500.00	\$25,007,396.00	(\$67,896.00)	(.27)	N/A	N/A	.0000	.00
			OVERSEA-CHINESE BANK CERTIFICATE OF DEPOSIT							
69033MR41	25,000,000.0000	04/06/2023	\$24,939,500.00	\$25,007,392.50	(\$67,892.50)	(.27)	N/A	N/A	.0000	.00
			OVERSEA CHINESE BANK CERTIFICATE OF DEPOSIT							
69033MW60	20,000,000.0000	07/27/2023	\$20,000,000.00	\$20,004,946.00	(\$4,946.00)	(.02)			.0000	.00
			OVERSEA-CHINESE BANKING CORPORATION CERTIFICATE OF DEPOSIT							
69033MW94	20,000,000.0000	09/07/2023	\$20,000,000.00	\$20,002,854.00	(\$2,854.00)	(.01)			.0000	.00
			OVERSEA-CHINESE BANK CERTIFICATE OF DEPOSIT							
69033MX51	20,000,000.0000	07/28/2023	\$20,000,000.00	\$20,002,410.00	(\$2,410.00)	(.01)			.0000	.00
			OVERSEA-CHINESE BANK CERTIFICATE OF DEPOSIT							
78012U5Y7	10,000,000.0000	02/24/2023	\$9,986,300.00	\$9,935,447.06	\$50,852.94	.51	N/A	N/A	.0000	.00
			ROYAL BANK CANADA CERTIFICATE OF DEPOSIT							
78012U6V2	25,000,000.0000	06/16/2023	\$24,875,500.00	\$25,000,000.00	(\$124,500.00)	(.50)	N/A	N/A	.0000	.00
			ROYAL BANK OF CANADA CERTIFICATE OF DEPOSIT							
78012U7E9	25,000,000.0000	06/23/2023	\$24,857,000.00	\$25,000,000.00	(\$143,000.00)	(.57)	N/A	N/A	.0000	.00
			ROYAL BANK OF CANADA CERTIFICATE OF DEPOSIT							
78015JA23	20,000,000.0000	08/04/2023	\$19,899,400.00	\$20,000,000.00	(\$100,600.00)	(.50)	N/A	N/A	.0000	.00
			ROYAL BANK OF CANADA CERTIFICATE OF DEPOSIT							
78015JEJ2	25,000,000.0000	09/15/2023	\$24,916,750.00	\$25,000,000.00	(\$83,250.00)	(.33)	N/A	N/A	.0000	.00
			ROYAL BANK CERTIFICATE OF DEPOSIT							
85325VDR8	20,000,000.0000	12/22/2023	\$20,029,000.00	\$20,003,832.00	\$25,168.00	.13	N/A	N/A	.0000	.00
			STANDARD CHARTERED BANK CERTIFICATE OF DEPOSIT							
85325VDY3	25,000,000.0000	10/04/2023	\$25,013,000.00	\$25,003,555.00	\$9,445.00	.04	N/A	N/A	.0000	.00
			STANDARD CHARTERED BK CERTIFICATE OF DEPOSIT							
85325VEA4	25,000,000.0000	10/05/2023	\$25,006,750.00	\$25,000,000.00	\$6,750.00	.03	N/A	N/A	.0000	.00
			STANDARD CHARTERED CERTIFICATE OF DEPOSIT							
89114WY58	10,000,000.0000	05/26/2023	\$9,922,830.00	\$10,000,983.00	(\$78,153.00)	(.78)			.0000	.00
			TORONTO DOMINION BANK CERTIFICATE OF DEPOSIT							
89114WZE8	10,000,000.0000	06/22/2023	\$9,949,800.00	\$10,002,918.00	(\$53,118.00)	(.53)	N/A	N/A	.0000	.00

Principal Custody Solutions
Market/Cost Value Comparison Report
By Account By Industry Class

General Reporting
 From Month End 01/31/2023
 02/01/2023 07:11:21 AM PST

ACCOUNT: All Accounts Selected

* = Trade or Other Activity Pending

<u>Asset ID</u>	<u>Units</u>	<u>Maturity Date</u>	<u>Market Value</u>	<u>Fed Tax Cost</u>	<u>Gain/Loss Amount</u>	<u>%</u>	<u>S & P Rating</u>	<u>Moody's Rating</u>	<u>Units in Transition</u>	<u>Encumbrd Units</u>
TORONTO DOMINION BANK CERTIFICATE OF DEPOSIT										
89114WZM0	25,000,000.0000	03/21/2023	\$24,958,250.00	\$25,005,485.00	(\$47,235.00)	(.19)	N/A	N/A	.0000	.00
TORONTO-DOMINION BANK CERTIFICATE OF DEPOSIT										
89115BAF7	20,000,000.0000	05/04/2023	\$20,021,200.00	\$20,002,699.00	\$18,501.00	.09	N/A	N/A	.0000	.00
TORONTO DOMINION BANK CERTIFICATE OF DEPOSIT										
89115BBT6	15,000,000.0000	11/01/2023	\$15,023,700.00	\$15,001,440.92	\$22,259.08	.15	N/A	N/A	.0000	.00
TORONTO DOMINION BANK CERTIFICATE OF DEPOSIT										
89115BC32	10,000,000.0000	05/08/2023	\$10,012,000.00	\$10,000,000.00	\$12,000.00	.12	N/A	N/A	.0000	.00
TORONTO DOMINION BANK CERTIFICATE OF DEPOSIT										
89115BFJ4	15,000,000.0000	08/09/2023	\$14,920,350.00	\$15,005,844.00	(\$85,494.00)	(.57)	N/A	N/A	.0000	.00
TORONTO DOMINION BANK CERTIFICATE OF DEPOSIT										
89115BGB0	10,000,000.0000	11/17/2023	\$10,018,500.00	\$10,000,000.00	\$18,500.00	.18	N/A	N/A	.0000	.00
TORONTO DOMINION BANK CERTIFICATE OF DEPOSIT										
89115BJP6	10,000,000.0000	12/01/2023	\$10,018,100.00	\$10,000,000.00	\$18,100.00	.18	N/A	N/A	.0000	.00
TORONTO DOMINION BANK CERTIFICATE OF DEPOSIT										
89115BWN6	20,000,000.0000	09/21/2023	\$19,967,000.00	\$20,000,000.00	(\$33,000.00)	(.17)	N/A	N/A	.0000	.00
TORONTO DOMINION BANK CERTIFICATE OF DEPOSIT										
89115B3T5	5,000,000.0000	10/19/2023	\$5,007,000.00	\$5,001,440.00	\$5,560.00	.11	N/A	N/A	.0000	.00
TORONTO DOMINION BANK CERTIFICATE OF DEPOSIT										
96130ARD2	25,000,000.0000	07/12/2023	\$25,027,000.00	\$25,002,850.00	\$24,150.00	.10	N/A	N/A	.0000	.00
WESTPAC BANKING CERTIFICATE OF DEPOSIT										
96130ARE0	20,000,000.0000	08/14/2023	\$20,026,600.00	\$20,000,000.00	\$26,600.00	.13	N/A	N/A	.0000	.00
WESTPAC BANKING CORP CERTIFICATE OF DEPOSIT										
SUBTOTAL	895,000,000.0000		\$893,999,380.00	\$895,070,758.56	(\$1,071,378.56)	(.12)			.0000	.00
COMMERCIAL PAPER										
COMMERCIAL PAPER DISCOUNT										
02314QSI9	25,000,000.0000	05/18/2023	\$24,653,250.00	\$24,368,958.33	\$284,291.67	1.17			.0000	.00
AMAZON COM INC DISCOUNT COMMERCIAL PAPER										
02314QTU3	5,000,000.0000	06/28/2023	\$4,901,400.00	\$4,845,977.78	\$55,422.22	1.14			.0000	.00
AMAZON COM INC DISCOUNT COMMERCIAL PAPER										

Principal Custody Solutions
Market/Cost Value Comparison Report
By Account By Industry Class

General Reporting
 From Month End 01/31/2023
 02/01/2023 07:11:21 AM PST

ACCOUNT: All Accounts Selected

* = Trade or Other Activity Pending

<u>Asset ID</u>	<u>Units</u>	<u>Maturity Date</u>	<u>Market Value</u>	<u>Fed Tax Cost</u>	<u>Gain/Loss Amount</u>	<u>%</u>	<u>S & P Rating</u>	<u>Moody's Rating</u>	<u>Units in Transition</u>	<u>Encumbrd Units</u>
22533UPP2	10,000,000.0000	02/23/2023	\$9,973,000.00	\$9,826,300.00	\$146,700.00	1.49			.0000	.00
			CREDIT AGRICOLE CORPORATE DISCOUNT COMMERCIAL PAPER							
22533UQ97	15,000,000.0000	03/09/2023	\$14,932,650.00	\$14,726,295.83	\$206,354.17	1.40			.0000	.00
			CREDIT AGRICOLE CORPORATE DISCOUNT COMMERCIAL PAPER							
22533URJ4	10,000,000.0000	04/18/2023	\$9,902,300.00	\$9,764,844.40	\$137,455.60	1.41			.0000	.00
			CREDIT AGRICOLE CORPORATE DISCOUNT COMMERCIAL PAPER							
22533URL9	10,000,000.0000	04/20/2023	\$9,899,700.00	\$9,764,000.00	\$135,700.00	1.39			.0000	.00
			CREDIT AGRICOLE CORPORATE DISCOUNT COMMERCIAL PAPER							
22533UTS2	10,000,000.0000	06/26/2023	\$9,805,500.00	\$9,695,800.00	\$109,700.00	1.13			.0000	.00
			CREDIT AGRICOLE CORPORATE DISCOUNT COMMERCIAL PAPER							
22533UTU7	20,000,000.0000	06/28/2023	\$19,605,600.00	\$19,355,366.67	\$250,233.33	1.29			.0000	.00
			CREDIT AGRICOLE CORPORATE DISCOUNT COMMERCIAL PAPER							
22533UT11	10,000,000.0000	06/01/2023	\$9,843,000.00	\$9,712,744.44	\$130,255.56	1.34			.0000	.00
			CREDIT AGRICOLE CORPORATE DISCOUNT COMMERCIAL PAPER							
22533UUU5	20,000,000.0000	07/28/2023	\$19,525,000.00	\$19,390,427.78	\$134,572.22	.69			.0000	.00
			CREDIT AGRICOLE CORPORATE DISCOUNT COMMERCIAL PAPER							
22533UU35	20,000,000.0000	07/03/2023	\$19,592,200.00	\$19,420,308.34	\$171,891.66	.89			.0000	.00
			CREDIT AGRICOLE CORPORATE DISCOUNT COMMERCIAL PAPER							
22533UU76	10,000,000.0000	07/07/2023	\$9,790,700.00	\$9,706,944.44	\$83,755.56	.86			.0000	.00
			CREDIT AGRICOLE CORPORATE DISCOUNT COMMERCIAL PAPER							
22533UWK5	20,000,000.0000	09/19/2023	\$19,382,800.00	\$19,266,500.00	\$116,300.00	.60			.0000	.00
			CREDIT AGRICOLE CORPORATE DISCOUNT COMMERCIAL PAPER							
22533UW74	10,000,000.0000	09/07/2023	\$9,707,500.00	\$9,625,641.67	\$81,858.33	.85			.0000	.00
			CREDIT AGRICOLE CORPORATE & INVT BK DISCOUNT COMMERCIAL PAPER							
47816GU56	20,000,000.0000	07/05/2023	\$19,586,800.00	\$19,443,500.00	\$143,300.00	.74			.0000	.00
			JOHNSON & JOHNSON DISCOUNT COMMERCIAL PAPER							
5006E1T53	10,000,000.0000	06/05/2023	\$9,833,600.00	\$9,744,500.00	\$89,100.00	.91			.0000	.00
			KOREA DEV BANK DISCOUNT COMMERCIAL PAPER							
59157UQD5	13,971,000.0000	03/13/2023	\$13,901,284.71	\$13,714,352.73	\$186,931.98	1.36			.0000	.00

Principal Custody Solutions
Market/Cost Value Comparison Report
By Account By Industry Class

General Reporting
 From Month End 01/31/2023
 02/01/2023 07:11:21 AM PST

ACCOUNT: All Accounts Selected

* = Trade or Other Activity Pending

<u>Asset ID</u>	<u>Units</u>	<u>Maturity Date</u>	<u>Market Value</u>	<u>Fed Tax Cost</u>	<u>Gain/Loss Amount</u>	<u>%</u>	<u>S & P Rating</u>	<u>Moody's Rating</u>	<u>Units in Transition</u>	<u>Encumbrd Units</u>
METLIFE SHORT TERM FDG LLC DISCOUNT COMMERCIAL PAPER										
59157UUB4	10,000,000.0000	07/11/2023	\$9,785,300.00	\$9,717,466.67	\$67,833.33	.70			.0000	.00
METLIFE SHORT TERM FDG LLC DISCOUNT COMMERCIAL PAPER										
59166HUK2	10,000,000.0000	07/19/2023	\$9,774,600.00	\$9,721,333.33	\$53,266.67	.55			.0000	.00
METLIFE SHORT TERM FDG LLC DISCOUNT COMMERCIAL PAPER										
62479MPE7	10,000,000.0000	02/14/2023	\$9,984,300.00	\$9,841,555.60	\$142,744.40	1.45			.0000	.00
MUFG BANK LTD DISCOUNT COMMERCIAL PAPER										
62479MPF4	10,000,000.0000	02/15/2023	\$9,983,100.00	\$9,842,325.00	\$140,775.00	1.43			.0000	.00
MUFG BK LTD DISCOUNT COMMERCIAL PAPER										
62479MP64	10,000,000.0000	02/06/2023	\$9,994,000.00	\$9,846,933.33	\$147,066.67	1.49			.0000	.00
MUFG BANK LTD NY BRH DISCOUNT COMMERCIAL PAPER										
62479MP72	10,000,000.0000	02/07/2023	\$9,992,800.00	\$9,846,827.80	\$145,972.20	1.48			.0000	.00
MITSUBISHI TRUST & BANKING CORP DISCOUNT COMMERCIAL PAPER										
62479MP98	10,000,000.0000	02/09/2023	\$9,990,300.00	\$9,847,900.00	\$142,400.00	1.45			.0000	.00
MUFG BK LTD DISCOUNT COMMERCIAL PAPER										
62479MRK1	25,000,000.0000	04/19/2023	\$24,752,500.00	\$24,408,444.50	\$344,055.50	1.41			.0000	.00
MUFG BK LTD N Y BRH DISCOUNT COMMERCIAL PAPER										
62479MSF1	10,000,000.0000	05/15/2023	\$9,865,200.00	\$9,722,500.00	\$142,700.00	1.47			.0000	.00
MUFG BK LTD N Y BRH DISCOUNT COMMERCIAL PAPER										
62479MSK0	10,000,000.0000	05/19/2023	\$9,860,000.00	\$9,716,802.80	\$143,197.20	1.47			.0000	.00
MUFG BK LTD DISCOUNT COMMERCIAL PAPER										
62479MTU7	35,000,000.0000	06/28/2023	\$34,309,800.00	\$33,863,433.39	\$446,366.61	1.32			.0000	.00
MUFG BK LTD DISCOUNT COMMERCIAL PAPER										
62479MUD3	10,000,000.0000	07/13/2023	\$9,782,700.00	\$9,700,600.00	\$82,100.00	.85			.0000	.00
MUFG BANK LTD DISCOUNT COMMERCIAL PAPER										
62479MUU5	55,000,000.0000	07/28/2023	\$53,693,750.00	\$53,274,926.37	\$418,823.63	.79			.0000	.00
MUFG BK LTD DISCOUNT COMMERCIAL PAPER										
62479MU35	10,000,000.0000	07/03/2023	\$9,796,100.00	\$9,706,819.40	\$89,280.60	.92			.0000	.00
MUFG BK LTD DISCOUNT COMMERCIAL PAPER										
62479MWB5	10,000,000.0000	09/11/2023	\$9,702,200.00	\$9,629,077.80	\$73,122.20	.76			.0000	.00

Principal Custody Solutions
Market/Cost Value Comparison Report
By Account By Industry Class

General Reporting
From Month End 01/31/2023
02/01/2023 07:11:21 AM PST

ACCOUNT: All Accounts Selected

* = Trade or Other Activity Pending

<u>Asset ID</u>	<u>Units</u>	<u>Maturity Date</u>	<u>Market Value</u>	<u>Fed Tax Cost</u>	<u>Gain/Loss Amount</u>	<u>%</u>	<u>S & P Rating</u>	<u>Moody's Rating</u>	<u>Units in Transition</u>	<u>Encumbrd Units</u>
			MUFG BK LTD NY BRH DISCOUNT COMMERCIAL PAPER							
62479MWF6	10,000,000.0000	09/15/2023	\$9,696,800.00	\$9,622,652.80	\$74,147.20	.77			.0000	.00
			MUFG BK LTD DISCOUNT COMMERCIAL PAPER							
62479MWK5	10,000,000.0000	09/19/2023	\$9,691,400.00	\$9,629,500.00	\$61,900.00	.64			.0000	.00
			MUFG BK LTD N Y BRH DISCOUNT COMMERCIAL PAPER							
78015DRK8	25,000,000.0000	04/19/2023	\$24,752,500.00	\$24,370,625.00	\$381,875.00	1.57			.0000	.00
			ROYAL BK CDA DISCOUNT COMMERCIAL PAPER							
85324URK1	10,000,000.0000	04/19/2023	\$9,901,000.00	\$9,752,500.00	\$148,500.00	1.52			.0000	.00
			STANDARD CHARTERED BK DISCOUNT COMMERCIAL PAPER							
85324US87	10,000,000.0000	05/08/2023	\$9,874,400.00	\$9,735,466.67	\$138,933.33	1.43			.0000	.00
			STANDARD CHARTERED BK DISCOUNT COMMERCIAL PAPER							
85324UUU5	10,000,000.0000	07/28/2023	\$9,762,500.00	\$9,679,677.78	\$82,822.22	.86			.0000	.00
			STANDARD CHARTERED BK DISCOUNT COMMERCIAL PAPER							
85324UU35	40,000,000.0000	07/03/2023	\$39,184,400.00	\$38,792,416.70	\$391,983.30	1.01			.0000	.00
			STANDARD CHARTERED BK DISCOUNT COMMERCIAL PAPER							
85324UU76	10,000,000.0000	07/07/2023	\$9,790,700.00	\$9,700,844.44	\$89,855.56	.93			.0000	.00
			STANDARD CHARTERED BK US DISCOUNT COMMERCIAL PAPER							
89116FRK8	20,000,000.0000	04/19/2023	\$19,802,000.00	\$19,520,758.00	\$281,242.00	1.44			.0000	.00
			TORONTO DOMINION HLDGS USA INC DISCOUNT COMMERCIAL PAPER							
89116FSG6	10,000,000.0000	05/16/2023	\$9,863,900.00	\$9,727,750.00	\$136,150.00	1.40			.0000	.00
			TORONTO DOMINION HLDGS USA INC DISCOUNT COMMERCIAL PAPER							
89116FS43	10,000,000.0000	05/04/2023	\$9,879,600.00	\$9,743,800.00	\$135,800.00	1.39			.0000	.00
			TORONTO DOMINION HLDGS DISCOUNT COMMERCIAL PAPER							
89116FTU4	40,000,000.0000	06/28/2023	\$39,211,200.00	\$38,754,758.30	\$456,441.70	1.18			.0000	.00
			TORONTO DOMINION HLDGS DISCOUNT COMMERCIAL PAPER							
89116FT75	20,000,000.0000	06/07/2023	\$19,662,000.00	\$19,401,688.80	\$260,311.20	1.34			.0000	.00
			TORONTO DOMINION HLDGS DISCOUNT COMMERCIAL PAPER							
89116FUD0	20,000,000.0000	07/13/2023	\$19,565,400.00	\$19,397,222.20	\$168,177.80	.87			.0000	.00
			TORONTO DOMINION HLDGS USA DISCOUNT COMMERCIAL PAPER							
89116FUU2	70,000,000.0000	07/28/2023	\$68,337,500.00	\$67,805,877.60	\$531,622.40	.78			.0000	.00

Principal Custody Solutions
Market/Cost Value Comparison Report
By Account By Industry Class

General Reporting
 From Month End 01/31/2023
 02/01/2023 07:11:21 AM PST

ACCOUNT: All Accounts Selected

* = Trade or Other Activity Pending

<u>Asset ID</u>	<u>Units</u>	<u>Maturity Date</u>	<u>Market Value</u>	<u>Fed Tax Cost</u>	<u>Gain/Loss Amount</u>	<u>%</u>	<u>S & P Rating</u>	<u>Moody's Rating</u>	<u>Units in Transition</u>	<u>Encumbrd Units</u>
TORONTO DOMINION HLDGS USA INC DISCOUNT COMMERCIAL PAPER										
89116FU32	10,000,000.0000	07/03/2023	\$9,796,100.00	\$9,707,400.00	\$88,700.00	.91			.0000	.00
TORONTO DOMINION HLDGS DISCOUNT COMMERCIAL PAPER										
8923A1PA3	10,000,000.0000	02/10/2023	\$9,989,100.00	\$9,843,333.33	\$145,766.67	1.48			.0000	.00
TOYOTA CR DE PUERTO CORP DISCOUNT COMMERCIAL PAPER										
8923A1QD6	10,000,000.0000	03/13/2023	\$9,950,100.00	\$9,814,275.00	\$135,825.00	1.38			.0000	.00
TOYOTA CR DE PUERTO RICO INC DISCOUNT COMMERCIAL PAPER										
8923A1R37	20,000,000.0000	04/03/2023	\$19,843,000.00	\$19,536,500.00	\$306,500.00	1.57			.0000	.00
TOYOTA CR DE PUERTO RICO INC DISCOUNT COMMERCIAL PAPER										
8923A1S51	10,000,000.0000	05/05/2023	\$9,878,300.00	\$9,728,011.11	\$150,288.89	1.54			.0000	.00
TOYOTA CR DE PUERTO RICO INC DISCOUNT COMMERCIAL PAPER										
8923A1TU5	20,000,000.0000	06/28/2023	\$19,605,600.00	\$19,364,541.67	\$241,058.33	1.24			.0000	.00
TOYOTA CR DE PUERTO RICO INC DISCOUNT COMMERCIAL PAPER										
8923A1UE9	5,000,000.0000	07/14/2023	\$4,890,650.00	\$4,812,400.00	\$78,250.00	1.63			.0000	.00
TOYOTA CR DE PUERTO RICO INC DISCOUNT COMMERCIAL PAPER										
89233HPD0	10,000,000.0000	02/13/2023	\$9,985,500.00	\$9,840,683.33	\$144,816.67	1.47			.0000	.00
TOYOTA MTR CR CORP DISCOUNT COMMERCIAL PAPER										
89233HPP3	10,000,000.0000	02/23/2023	\$9,973,000.00	\$9,824,683.33	\$148,316.67	1.51			.0000	.00
TOYOTA MTR CR CORP DISCOUNT COMMERCIAL PAPER										
89233HQ64	10,000,000.0000	03/06/2023	\$9,958,800.00	\$9,814,666.67	\$144,133.33	1.47			.0000	.00
TOYOTA MTR CR CORP DISCOUNT COMMERCIAL PAPER										
89233HRK2	5,000,000.0000	04/19/2023	\$4,950,500.00	\$4,880,500.00	\$70,000.00	1.43			.0000	.00
TOYOTA MTR CR CORP DISCOUNT COMMERCIAL PAPER										
89233HRM8	10,000,000.0000	04/21/2023	\$9,898,400.00	\$9,765,966.67	\$132,433.33	1.36			.0000	.00
TOYOTA MTR CR CORP DISCOUNT COMMERCIAL PAPER										
89233HS88	10,000,000.0000	05/08/2023	\$9,874,400.00	\$9,746,722.22	\$127,677.78	1.31			.0000	.00
TOYOTA MTR CR CORP DISCOUNT COMMERCIAL PAPER										
SUBTOTAL	928,971,000.0000		\$913,671,684.71	\$903,374,630.02	\$10,297,054.69	1.14			.0000	.00
CORPORATE BONDS										
CORPORATE BONDS										
02079KAB3	5,000,000.0000	02/25/2024	\$4,949,850.00	\$5,068,000.00	(\$118,150.00)	(2.33)	AA+	AA2	.0000	.00

Principal Custody Solutions
Market/Cost Value Comparison Report
By Account By Industry Class

General Reporting
 From Month End 01/31/2023
 02/01/2023 07:11:21 AM PST

ACCOUNT: All Accounts Selected

* = Trade or Other Activity Pending

<u>Asset ID</u>	<u>Units</u>	<u>Maturity Date</u>	<u>Market Value</u>	<u>Fed Tax Cost</u>	<u>Gain/Loss Amount</u>	<u>%</u>	<u>S & P Rating</u>	<u>Moody's Rating</u>	<u>Units in Transition</u>	<u>Encumbrd Units</u>
			ALPHABET INC DTD 02/25/16 3.375 02/25/2024							
023135AW6	500,000.0000	02/22/2023	\$499,345.00	\$504,325.00	(\$4,980.00)	(.99)	AA	A1	.0000	.00
			AMAZON.COM INC DTD 02/22/18 2.400 02/22/2023							
023135BP0	17,224,000.0000	06/03/2023	\$16,993,542.88	\$17,130,422.08	(\$136,879.20)	(.80)	AA	A1	.0000	.00
			AMAZON.COM INC DTD 06/03/20 0.400 06/03/2023							
023135BV7	10,000,000.0000	05/12/2023	\$9,877,700.00	\$9,967,400.00	(\$89,700.00)	(.90)	AA	A1	.0000	.00
			AMAZON.COM INC DTD 05/12/21 0.250 05/12/2023							
037833AK6	39,173,000.0000	05/03/2023	\$38,952,847.74	\$40,015,098.65	(\$1,062,250.91)	(2.65)	AA+	AAA	.0000	.00
			APPLE INC DTD 05/03/13 2.400 05/03/2023							
037833AS9	5,793,000.0000	05/06/2024	\$5,734,316.91	\$5,823,702.90	(\$89,385.99)	(1.53)	AA+	AAA	.0000	.00
			APPLE INC DTD 05/06/14 3.450 05/06/2024							
037833BU3	5,000,000.0000	02/23/2023	\$4,995,300.00	\$5,117,000.00	(\$121,700.00)	(2.38)	AA+	AAA	.0000	.00
			APPLE INC DTD 02/23/16 2.850 02/23/2023							
037833CG3	1,000,000.0000	02/09/2024	\$983,000.00	\$999,550.00	(\$16,550.00)	(1.66)	AA+	AAA	.0000	.00
			APPLE INC DTD 02/09/17 3.000 02/09/2024							
037833DV9	24,354,000.0000	05/11/2023	\$24,089,028.48	\$24,386,512.69	(\$297,484.21)	(1.22)	AA+	AAA	.0000	.00
			APPLE INC DTD 05/11/20 0.750 05/11/2023							
06406RAJ6	3,500,000.0000	08/11/2023	\$3,475,430.00	\$3,661,105.00	(\$185,675.00)	(5.07)	A	A1	.0000	.00
			BANK OF NY MELLON CORP MED TERM NOTE							
06406RAP2	3,962,000.0000	12/07/2023	\$3,817,347.38	\$3,925,945.80	(\$108,598.42)	(2.77)	A	A1	.0000	.00
			BANK OF NY MELLON CORP DTD 12/07/20 0.350 12/07/2023							
084670BJ6	1,765,000.0000	02/11/2023	\$1,763,976.30	\$1,838,424.00	(\$74,447.70)	(4.05)	AA	AA2	.0000	.00
			BERKSHIRE HATHAWAY INC DTD 02/11/13 3.000 02/11/2023							
084670BR8	19,288,000.0000	03/15/2023	\$19,246,723.68	\$19,969,834.20	(\$723,110.52)	(3.62)	AA	AA2	.0000	.00
			BERKSHIRE HATHAWAY INC DTD 03/15/16 2.750 03/15/2023							
110122DT2	1,965,000.0000	11/13/2023	\$1,900,528.35	\$1,958,181.45	(\$57,653.10)	(2.94)	A+	A2	.0000	.00
			BRISTOL-MYERS SQUIBB CO DTD 11/13/20 0.537 11/13/2023							
166756AJ5	11,000,000.0000	08/11/2023	\$10,787,370.00	\$10,967,740.00	(\$180,370.00)	(1.64)	AA-	AA2	.0000	.00
			CHEVRON USA INC DTD 08/12/20 0.426 08/11/2023							
166764BV1	675,000.0000	05/11/2023	\$668,344.50	\$680,548.50	(\$12,204.00)	(1.79)	AA-	AA2	.0000	.00

Principal Custody Solutions
Market/Cost Value Comparison Report
By Account By Industry Class

General Reporting
 From Month End 01/31/2023
 02/01/2023 07:11:21 AM PST

ACCOUNT: All Accounts Selected
 * = Trade or Other Activity Pending

<u>Asset ID</u>	<u>Units</u>	<u>Maturity Date</u>	<u>Market Value</u>	<u>Fed Tax Cost</u>	<u>Gain/Loss Amount</u>	<u>%</u>	<u>S & P Rating</u>	<u>Moody's Rating</u>	<u>Units in Transition</u>	<u>Encumbrd Units</u>
			CHEVRON CORP DTD 05/11/20 1.141 05/11/2023							
19416QEC0	3,000,000.0000	05/01/2023	\$2,980,440.00	\$3,059,760.00	(\$79,320.00)	(2.59)	AA-	AA3	.0000	.00
			COLGATE-PALMOLIVE CO DTD 05/02/13 2.100 05/01/2023							
24422EUX5	1,678,000.0000	03/07/2024	\$1,642,208.26	\$1,781,465.48	(\$139,257.22)	(7.82)	A	A2	.0000	.00
			JOHN DEERE CAPITAL CORP MED TERM NOTE							
30231GAR3	1,600,000.0000	03/01/2023	\$1,598,880.00	\$1,651,040.00	(\$52,160.00)	(3.16)	AA-	AA2	.0000	.00
			EXXON MOBIL CORPORATION DTD 03/03/16 2.726 03/01/2023							
30231GBL5	28,598,000.0000	04/15/2023	\$28,410,683.10	\$29,176,956.00	(\$766,272.90)	(2.63)	AA-	AA2	.0000	.00
			EXXON MOBIL CORPORATION DTD 04/15/20 1.571 04/15/2023							
4581X0CC0	8,651,000.0000	10/04/2023	\$8,533,778.95	\$9,233,047.93	(\$699,268.98)	(7.57)	N/A	AAA	.0000	.00
			INTER-AMERICAN DEVEL BK DTD 10/04/13 3.000 10/04/2023							
4581X0CF3	39,010,000.0000	02/21/2024	\$38,289,485.30	\$41,910,890.93	(\$3,621,405.63)	(8.64)	AAA	AAA	.0000	.00
			INTER-AMERICAN DEVEL BK DTD 02/21/14 3.000 02/21/2024							
4581X0DF2	39,000,000.0000	01/16/2024	\$38,198,940.00	\$41,036,360.00	(\$2,837,420.00)	(6.91)	AAA	AAA	.0000	.00
			INTER-AMERICAN DEVEL BK DTD 01/16/19 2.625 01/16/2024							
4581X0DM7	37,703,000.0000	05/24/2023	\$37,210,221.79	\$37,832,071.42	(\$621,849.63)	(1.64)	AAA	AAA	.0000	.00
			INTER-AMERICAN DEVEL BK DTD 04/24/20 0.500 05/24/2023							
4581X0DP0	5,000,000.0000	11/15/2023	\$4,821,300.00	\$4,992,600.00	(\$171,300.00)	(3.43)	AAA	AAA	.0000	.00
			INTER-AMERICAN DEVEL BK DTD 09/02/20 0.250 11/15/2023							
4581X0EE4	15,000,000.0000	07/01/2024	\$14,725,500.00	\$15,085,350.00	(\$359,850.00)	(2.39)	AAA	AAA	.0000	.00
			INTER-AMERICAN DEV BANK DTD 07/01/2022 3.250% 07/01/2024							
459058FF5	2,767,000.0000	04/19/2023	\$2,749,457.22	\$2,744,891.67	\$4,565.55	.17	AAA	AAA	.0000	.00
			INTL BK RECON & DEVELOP DTD 04/19/16 1.750 04/19/2023							
459058GL1	70,700,000.0000	09/27/2023	\$69,805,645.00	\$72,173,394.00	(\$2,367,749.00)	(3.28)	AAA	AAA	.0000	.00
			INTL BK RECON & DEVELOP DTD 09/27/18 3.000 09/27/2023							
459058GQ0	5,000,000.0000	03/19/2024	\$4,879,900.00	\$5,352,100.00	(\$472,200.00)	(8.82)	AAA	AAA	.0000	.00
			INTL BK RECON & DEVELOP DTD 03/19/19 2.500 03/19/2024							
459058GX5	10,000,000.0000	06/19/2023	\$9,884,000.00	\$9,951,597.00	(\$67,597.00)	(.68)	AAA	AAA	.0000	.00
			INTL BK RECON & DEVELOP DTD 06/19/19 1.875 06/19/2023							
459058JM6	51,693,000.0000	11/24/2023	\$49,810,340.94	\$51,321,169.11	(\$1,510,828.17)	(2.94)	AAA	AAA	.0000	.00

Principal Custody Solutions
Market/Cost Value Comparison Report
By Account By Industry Class

General Reporting
 From Month End 01/31/2023
 02/01/2023 07:11:21 AM PST

ACCOUNT: All Accounts Selected

* = Trade or Other Activity Pending

<u>Asset ID</u>	<u>Units</u>	<u>Maturity Date</u>	<u>Market Value</u>	<u>Fed Tax Cost</u>	<u>Gain/Loss Amount</u>	<u>%</u>	<u>S & P Rating</u>	<u>Moody's Rating</u>	<u>Units in Transition</u>	<u>Encumbrd Units</u>
459058JV6	9,700,000.0000	04/20/2023	\$9,603,776.00	\$9,525,400.00	\$78,376.00	.82	AAA	AAA	.0000	.00
45906M2X8	10,000,000.0000	11/25/2024	\$9,370,700.00	\$10,000,000.00	(\$629,300.00)	(6.29)	N/A	N/A	.0000	.00
45950KCP3	7,919,000.0000	07/31/2023	\$7,839,730.81	\$7,881,622.32	(\$41,891.51)	(.53)	AAA	AAA	.0000	.00
45950VQD1	30,000,000.0000	09/03/2024	\$28,090,800.00	\$30,000,000.00	(\$1,909,200.00)	(6.36)	AAA	AAA	.0000	.00
45950VQK5	20,000,000.0000	10/20/2023	\$19,345,800.00	\$19,992,000.00	(\$646,200.00)	(3.23)	N/A	N/A	.0000	.00
478160BH6	3,472,000.0000	12/05/2023	\$3,448,598.72	\$3,437,392.74	\$11,205.98	.33	AAA	AAA	.0000	.00
478160BT0	300,000.0000	03/01/2023	\$299,448.00	\$309,150.00	(\$9,702.00)	(3.14)	AAA	AAA	.0000	.00
478160CJ1	5,000,000.0000	01/15/2025	\$4,848,200.00	\$4,841,600.00	\$6,600.00	.14	AAA	AAA	.0000	.00
594918AT1	2,448,000.0000	05/01/2023	\$2,435,294.88	\$2,440,313.11	(\$5,018.23)	(.21)	AAA	AAA	.0000	.00
594918AW4	44,420,000.0000	12/15/2023	\$44,023,773.60	\$44,485,295.20	(\$461,521.60)	(1.04)	AAA	AAA	.0000	.00
594918BQ6	9,403,000.0000	08/08/2023	\$9,270,511.73	\$9,382,762.35	(\$112,250.62)	(1.20)	AAA	AAA	.0000	.00
594918BX1	21,955,000.0000	02/06/2024	\$21,563,542.35	\$21,566,627.70	(\$3,085.35)	(.01)	AAA	AAA	.0000	.00
637639AG0	1,695,000.0000	11/21/2024	\$1,703,322.45	\$1,702,458.00	\$864.45	.05	AA+	AAA	.0000	.00
742718EB1	3,100,000.0000	08/15/2023	\$3,084,841.00	\$3,227,720.00	(\$142,879.00)	(4.43)	AA-	AA3	.0000	.00
89236TFN0	7,786,000.0000	09/20/2023	\$7,716,626.74	\$8,268,568.00	(\$551,941.26)	(6.68)	A+	A1	.0000	.00

Principal Custody Solutions
Market/Cost Value Comparison Report
By Account By Industry Class

General Reporting
 From Month End 01/31/2023
 02/01/2023 07:11:21 AM PST

ACCOUNT: All Accounts Selected
 * = Trade or Other Activity Pending

<u>Asset ID</u>	<u>Units</u>	<u>Maturity Date</u>	<u>Market Value</u>	<u>Fed Tax Cost</u>	<u>Gain/Loss Amount</u>	<u>%</u>	<u>S & P Rating</u>	<u>Moody's Rating</u>	<u>Units in Transition</u>	<u>Encumbrd Units</u>
TOYOTA MOTOR CREDIT CORP DTD 09/20/18 3.450 09/20/2023										
89236TGW9	10,000,000.0000	03/30/2023	\$9,973,500.00	\$10,383,000.00	(\$409,500.00)	(3.94)	A+	A1	.0000	.00
TOYOTA MOTOR CREDIT CORP MED TERM NOTE										
89236THA6	41,500,000.0000	08/25/2023	\$40,686,185.00	\$42,257,682.00	(\$1,571,497.00)	(3.72)	A+	A1	.0000	.00
TOYOTA MOTOR CREDIT CORP MED TERM NOTE										
89236THF5	21,976,000.0000	08/14/2023	\$21,474,507.68	\$22,031,205.87	(\$556,698.19)	(2.53)	A+	A1	.0000	.00
TOYOTA MOTOR CREDIT CORP MED TERM NOTE										
89236THU2	31,000,000.0000	01/11/2024	\$29,757,210.00	\$30,717,750.00	(\$960,540.00)	(3.13)	A+	A1	.0000	.00
TOYOTA MOTOR CREDIT CORP MED TERM NOTE										
89236TJD8	3,000,000.0000	04/06/2023	\$2,977,860.00	\$2,997,570.00	(\$19,710.00)	(.66)	A+	A1	.0000	.00
TOYOTA MOTOR CREDIT CORP MED TERM NOTE										
90331HNV1	3,000,000.0000	07/24/2023	\$2,978,490.00	\$3,171,600.00	(\$193,110.00)	(6.09)	AA-	A1	.0000	.00
US BANK NA CINCINNATI DTD 07/24/18 3.400 07/24/2023										
91159HHX1	20,000,000.0000	07/30/2024	\$19,361,200.00	\$21,178,800.00	(\$1,817,600.00)	(8.58)	A+	A2	.0000	.00
US BANCORP DTD 07/29/19 2.400 07/30/2024										
CORPORATE STRIPPED/ZERO COUPON										
45818KBY7	30,000,000.0000	02/16/2023	\$29,943,900.00	\$29,870,500.00	\$73,400.00	.25	N/A	N/A	.0000	.00
INTER-AMERICAN DEV BANK DTD 02/16/2022 ZERO CPN 02/16/2023										
459052CV6	5,000,000.0000	03/09/2023	\$4,977,150.00	\$4,913,972.20	\$63,177.80	1.29	N/A	N/A	.0000	.00
INTL BK RECON & DEVELOP DTD 03/09/2022 ZERO CPN 03/09/2023										
SUBTOTAL	812,273,000.0000		\$797,050,400.74	\$823,899,473.30	(\$26,849,072.56)	(3.26)			.0000	.00
FEDERAL AGENCY										
GOVERNMENT AGENCIES										
3130AJTN9	10,000,000.0000	07/21/2023	\$9,788,800.00	\$10,000,000.00	(\$211,200.00)	(2.11)	AA+	AAA	.0000	.00
FED HOME LN BK DTD 07/21/20 0.430 07/21/2023										
3130AJZJ1	8,888,888.8900	08/25/2023	\$8,658,311.11	\$8,887,111.11	(\$228,800.00)	(2.57)	AA+	AAA	.0000	.00
FED HOME LN BK DTD 08/25/20 0.320 08/25/2023										
3130ALJ70	35,000,000.0000	03/12/2024	\$33,350,800.00	\$34,999,000.00	(\$1,648,200.00)	(4.71)	AA+	AAA	.0000	.00
FED HOME LN BK DTD 03/12/21 0.400 03/12/2024										
3130ALTJ3	10,000,000.0000	04/08/2024	\$9,498,200.00	\$10,000,000.00	(\$501,800.00)	(5.02)	AA+	AAA	.0000	.00

Principal Custody Solutions
Market/Cost Value Comparison Report
By Account By Industry Class

General Reporting
 From Month End 01/31/2023
 02/01/2023 07:11:21 AM PST

ACCOUNT: All Accounts Selected

* = Trade or Other Activity Pending

<u>Asset ID</u>	<u>Units</u>	<u>Maturity Date</u>	<u>Market Value</u>	<u>Fed Tax Cost</u>	<u>Gain/Loss Amount</u>	<u>%</u>	<u>S & P Rating</u>	<u>Moody's Rating</u>	<u>Units in Transition</u>	<u>Encumbrd Units</u>
			FED HOME LN BK DTD 04/08/21 0.375 04/08/2024							
3130ALTY0	25,000,000.0000	05/17/2024	\$23,650,750.00	\$25,000,000.00	(\$1,349,250.00)	(5.40)	AA+	AAA	.0000	.00
			FED HOME LN BK DTD 04/08/21 0.400 05/17/2024							
3130ALVY7	10,000,000.0000	04/15/2024	\$9,493,900.00	\$10,000,000.00	(\$506,100.00)	(5.06)	AA+	AAA	.0000	.00
			FED HOME LN BK DTD 04/15/21 0.400 04/15/2024							
3130ALXQ2	10,000,000.0000	04/29/2024	\$9,492,200.00	\$10,000,000.00	(\$507,800.00)	(5.08)	AA+	AAA	.0000	.00
			FED HOME LN BK DTD 04/29/21 0.500 04/29/2024							
3130ALX74	4,450,000.0000	04/22/2024	\$4,224,340.50	\$4,449,876.88	(\$225,536.38)	(5.07)	AA+	AAA	.0000	.00
			FED HOME LN BK DTD 04/22/21 0.450 04/22/2024							
3130AMHH8	7,105,000.0000	08/01/2024	\$6,671,452.90	\$7,105,000.00	(\$433,547.10)	(6.10)	AA+	AAA	.0000	.00
			FED HOME LN BK DTD 06/01/21 0.410 08/01/2024							
3130AMPY2	10,000,000.0000	08/14/2024	\$9,393,200.00	\$10,000,000.00	(\$606,800.00)	(6.07)	AA+	AAA	.0000	.00
			FED HOME LN BK DTD 06/21/21 0.510 08/14/2024							
3130AMP55	20,000,000.0000	08/08/2024	\$18,795,200.00	\$20,000,000.00	(\$1,204,800.00)	(6.02)	AA+	AAA	.0000	.00
			FED HOME LN BK DTD 06/15/21 0.505 08/08/2024							
3130AMP63	10,000,000.0000	06/21/2024	\$9,440,400.00	\$10,000,000.00	(\$559,600.00)	(5.60)	AA+	AAA	.0000	.00
			FED HOME LN BK SER 0000							
3130AMSF0	10,000,000.0000	06/28/2024	\$9,420,700.00	\$10,000,000.00	(\$579,300.00)	(5.79)	AA+	AAA	.0000	.00
			FED HOME LN BK SER 0000							
3130AMT85	5,000,000.0000	06/28/2024	\$4,710,350.00	\$5,000,000.00	(\$289,650.00)	(5.79)	AA+	AAA	.0000	.00
			FED HOME LN BK SER 0001							
3130AMVJ8	5,000,000.0000	06/28/2024	\$4,707,000.00	\$5,000,000.00	(\$293,000.00)	(5.86)	AA+	AAA	.0000	.00
			FED HOME LN BK SER 0000							
3130AMXL1	10,000,000.0000	07/15/2024	\$9,418,500.00	\$10,000,000.00	(\$581,500.00)	(5.82)	AA+	AAA	.0000	.00
			FED HOME LN BK DTD 07/15/21 0.500 07/15/2024							
3130AM3L4	10,000,000.0000	07/05/2024	\$9,426,800.00	\$10,000,000.00	(\$573,200.00)	(5.73)	AA+	AAA	.0000	.00
			FED HOME LN BK DTD 05/12/21 0.500 07/05/2024							
3130ANGW4	14,685,000.0000	11/15/2024	\$13,685,685.75	\$13,442,913.33	\$242,772.42	1.81	AA+	AAA	.0000	.00
			FEDERAL HOME LOAN BANK DTD 08/16/2021 0.500% 11/15/2024							
3130ANPS3	20,000,000.0000	10/25/2024	\$18,691,200.00	\$20,000,000.00	(\$1,308,800.00)	(6.54)	AA+	AAA	.0000	.00

Principal Custody Solutions
Market/Cost Value Comparison Report
By Account By Industry Class

General Reporting
 From Month End 01/31/2023
 02/01/2023 07:11:21 AM PST

ACCOUNT: All Accounts Selected

* = Trade or Other Activity Pending

<u>Asset ID</u>	<u>Units</u>	<u>Maturity Date</u>	<u>Market Value</u>	<u>Fed Tax Cost</u>	<u>Gain/Loss Amount</u>	<u>%</u>	<u>S & P Rating</u>	<u>Moody's Rating</u>	<u>Units in Transition</u>	<u>Encumbrd Units</u>	
		FED HOME LN BK DTD 09/01/21 0.575 10/25/2024									
3130ANQF0	20,000,000.0000	10/30/2024	\$18,692,200.00	\$20,000,000.00	(\$1,307,800.00)	(6.54)	AA+	AAA	.0000	.00	
		FED HOME LN BK SER 0000									
3130ANS84	20,000,000.0000	11/01/2024	\$18,678,600.00	\$20,000,000.00	(\$1,321,400.00)	(6.61)	AA+	AAA	.0000	.00	
		FED HOME LN BK DTD 09/08/21 0.550 11/01/2024									
3130ANUE8	25,000,000.0000	11/08/2024	\$23,333,500.00	\$25,000,000.00	(\$1,666,500.00)	(6.67)	AA+	AAA	.0000	.00	
		FED HOME LN BK DTD 09/16/21 0.550 11/08/2024									
3130ANV49	20,000,000.0000	11/15/2024	\$18,678,000.00	\$20,000,000.00	(\$1,322,000.00)	(6.61)	AA+	AAA	.0000	.00	
		FED HOME LN BK DTD 09/22/21 0.615 11/15/2024									
3130ANV56	20,000,000.0000	11/15/2024	\$18,681,400.00	\$20,000,000.00	(\$1,318,600.00)	(6.59)	AA+	AAA	.0000	.00	
		FED HOME LN BK DTD 09/22/21 0.625 11/15/2024									
3130AN2S8	20,000,000.0000	09/03/2024	\$18,772,400.00	\$20,000,000.00	(\$1,227,600.00)	(6.14)	AA+	AAA	.0000	.00	
		FED HOME LN BK DTD 07/12/21 0.570 09/03/2024									
3130AN3M0	25,000,000.0000	09/06/2024	\$23,463,000.00	\$25,000,000.00	(\$1,537,000.00)	(6.15)	AA+	AAA	.0000	.00	
		FED HOME LN BK DTD 07/14/21 0.580 09/06/2024									
3130AN3N8	15,000,000.0000	09/11/2024	\$14,076,300.00	\$15,000,000.00	(\$923,700.00)	(6.16)	AA+	AAA	.0000	.00	
		FED HOME LN BK DTD 07/20/21 0.600 09/11/2024									
3130APAN5	25,000,000.0000	12/13/2024	\$23,298,000.00	\$25,000,000.00	(\$1,702,000.00)	(6.81)	AA+	AAA	.0000	.00	
		FED HOME LN BK DTD 10/21/21 0.610 12/13/2024									
3130APNN1	20,000,000.0000	11/01/2024	\$18,794,400.00	\$20,000,000.00	(\$1,205,600.00)	(6.03)	AA+	AAA	.0000	.00	
		FED HOME LN BK DTD 11/01/21 0.900 11/01/2024									
3130APQU2	5,000,000.0000	11/22/2023	\$4,831,200.00	\$5,000,000.00	(\$168,800.00)	(3.38)	AA+	AAA	.0000	.00	
		FED HOME LN BK DTD 11/22/21 0.650 11/22/2023									
3130APQ81	5,000,000.0000	11/08/2024	\$4,704,400.00	\$5,000,000.00	(\$295,600.00)	(5.91)	AA+	AAA	.0000	.00	
		FED HOME LN BK DTD 11/08/21 1.000 11/08/2024									
3130APU29	10,835,000.0000	11/09/2023	\$10,487,846.60	\$10,420,951.31	\$66,895.29	.64	AA+	AAA	.0000	.00	
		FED HOME LN BK DTD 11/12/21 0.500 11/09/2023									
3130APXH3	15,000,000.0000	11/27/2023	\$14,504,400.00	\$14,624,000.00	(\$119,600.00)	(.82)	AA+	AAA	.0000	.00	
		FED HOME LN BK DTD 11/29/21 0.800 11/27/2023									
3130AQ6F5	20,000,000.0000	12/28/2023	\$19,277,800.00	\$20,000,000.00	(\$722,200.00)	(3.61)	AA+	AAA	.0000	.00	

Principal Custody Solutions
Market/Cost Value Comparison Report
By Account By Industry Class

General Reporting
 From Month End 01/31/2023
 02/01/2023 07:11:21 AM PST

ACCOUNT: All Accounts Selected

* = Trade or Other Activity Pending

<u>Asset ID</u>	<u>Units</u>	<u>Maturity Date</u>	<u>Market Value</u>	<u>Fed Tax Cost</u>	<u>Gain/Loss Amount</u>	<u>%</u>	<u>S & P Rating</u>	<u>Moody's Rating</u>	<u>Units in Transition</u>	<u>Encumbrd Units</u>
			FED HOME LN BK DTD 12/28/21 0.800 12/28/2023							
3130ARYU9	10,000,000.0000	02/23/2024	\$9,810,800.00	\$10,000,000.00	(\$189,200.00)	(1.89)	AA+	AAA	.0000	.00
			FEDERAL HOME LOAN BANK DTD 05/23/2022 3.000% 02/23/2024							
3130ASHB8	10,000,000.0000	06/30/2025	\$9,845,100.00	\$10,000,000.00	(\$154,900.00)	(1.55)	AA+	AAA	.0000	.00
			FEDERAL HOME LOAN BANK DTD 06/30/2022 4.000% 06/30/2025							
3130ASKE8	15,000,000.0000	12/28/2023	\$14,785,650.00	\$15,000,000.00	(\$214,350.00)	(1.43)	AA+	AAA	.0000	.00
			FEDERAL HOME LOAN BANK DTD 06/28/2022 3.300% 12/28/2023							
3130AST33	10,000,000.0000	08/01/2023	\$9,905,800.00	\$10,000,000.00	(\$94,200.00)	(.94)	AA+	AAA	.0000	.00
			FEDERAL HOME LOAN BANK DTD 07/29/2022 3.125% 08/01/2023							
3130ASXD6	5,000,000.0000	08/28/2023	\$4,953,650.00	\$5,000,000.00	(\$46,350.00)	(.93)	N/A	AAA	.0000	.00
			FEDERAL HOME LOAN BANK DTD 08/30/2022 3.350% 08/28/2023							
3130ASYL7	240,000.0000	08/28/2024	\$236,299.20	\$235,800.00	\$499.20	.21	AA+	AAA	.0000	.00
			FEDERAL HOME LOAN BANK DTD 08/30/2022 3.750% 08/28/2024							
3130AS7E3	1,000,000.0000	12/16/2024	\$976,270.00	\$965,488.00	\$10,782.00	1.12	AA+	AAA	.0000	.00
			FEDERAL HOME LOAN BANK DTD 06/16/2022 3.250% 12/16/2024							
3130ATMF1	3,530,000.0000	10/28/2024	\$3,516,268.30	\$3,530,000.00	(\$13,731.70)	(.39)	AA+	AAA	.0000	.00
			FEDERAL HOME LOAN BANK DTD 10/28/2022 5.050% 10/28/2024							
3130ATTN7	10,000,000.0000	10/17/2024	\$9,957,300.00	\$10,000,000.00	(\$42,700.00)	(.43)	AA+	AAA	.0000	.00
			FEDERAL HOME LOAN BANK DTD 11/02/2022 5.000% 10/17/2024							
3130ATVJ3	10,000,000.0000	12/06/2023	\$10,007,300.00	\$10,000,000.00	\$7,300.00	.07	AA+	AAA	.0000	.00
			FEDERAL HOME LOAN BANK DTD 11/07/2022 5.000% 12/06/2023							
3130ATVP9	5,560,000.0000	11/09/2023	\$5,557,887.20	\$5,561,134.24	(\$3,247.04)	(.06)	N/A	AAA	.0000	.00
			FEDERAL HOME LOAN BANK DTD 11/09/2022 4.875% 11/09/2023							
3130ATYA9	5,000,000.0000	12/15/2023	\$4,988,950.00	\$5,000,000.00	(\$11,050.00)	(.22)	N/A	AAA	.0000	.00
			FEDERAL HOME LOAN BANK DTD 12/15/2022 5.000% 12/15/2023							
3130AT5Y9	10,000,000.0000	08/28/2023	\$9,915,300.00	\$9,919,530.00	(\$4,230.00)	(.04)	N/A	AAA	.0000	.00
			FEDERAL HOME LOAN BANK DTD 08/29/2022 3.510% 08/28/2023							
3130AUDH4	7,000,000.0000	12/22/2023	\$7,000,140.00	\$7,000,000.00	\$140.00	.00	N/A	AAA	.0000	.00
			FEDERAL HOME LOAN BANK DTD 12/22/2022 4.750% 12/22/2023							
3130AU2H6	5,000,000.0000	12/01/2023	\$4,997,450.00	\$4,999,750.00	(\$2,300.00)	(.05)	N/A	AAA	.0000	.00

Principal Custody Solutions
Market/Cost Value Comparison Report
By Account By Industry Class

General Reporting
 From Month End 01/31/2023
 02/01/2023 07:11:21 AM PST

ACCOUNT: All Accounts Selected
 * = Trade or Other Activity Pending

<u>Asset ID</u>	<u>Units</u>	<u>Maturity Date</u>	<u>Market Value</u>	<u>Fed Tax Cost</u>	<u>Gain/Loss Amount</u>	<u>%</u>	<u>S & P Rating</u>	<u>Moody's Rating</u>	<u>Units in Transition</u>	<u>Encumbrd Units</u>
			FEDERAL HOME LOAN BANK DTD 12/01/2022 4.875% 12/01/2023							
3130AU2Q6	5,000,000.0000	12/19/2023	\$5,012,500.00	\$5,003,993.30	\$8,506.70	.17	N/A	AAA	.0000	.00
			FEDERAL HOME LOAN BANK DTD 12/19/2022 5.000% 12/19/2023							
3130AU4F8	8,610,000.0000	09/27/2023	\$8,594,415.90	\$8,610,000.00	(\$15,584.10)	(.18)	N/A	N/A	.0000	.00
			FEDERAL HOME LOAN BANK DTD 12/27/2022 4.875% 09/27/2023							
3130A3DL5	1,025,000.0000	09/08/2023	\$1,009,389.25	\$1,005,709.50	\$3,679.75	.37	AA+	AAA	.0000	.00
			FED HOME LN BK DTD 10/17/14 2.375 09/08/2023							
3133EKS7	800,000.0000	06/26/2023	\$790,424.00	\$786,242.40	\$4,181.60	.53	AA+	AAA	.0000	.00
			FED FARM CREDIT BK DTD 06/26/19 1.770 06/26/2023							
3133EL3E2	10,000,000.0000	08/10/2023	\$9,758,400.00	\$10,000,000.00	(\$241,600.00)	(2.42)	AA+	AAA	.0000	.00
			FED FARM CREDIT BK DTD 08/10/20 0.320 08/10/2023							
3133EMCQ3	10,000,000.0000	10/13/2023	\$9,680,300.00	\$9,993,500.00	(\$313,200.00)	(3.13)	AA+	AAA	.0000	.00
			FED FARM CREDIT BK DTD 10/13/20 0.280 10/13/2023							
3133EMMN9	5,000,000.0000	01/11/2024	\$4,784,500.00	\$4,993,900.00	(\$209,400.00)	(4.19)	AA+	AAA	.0000	.00
			FED FARM CREDIT BK DTD 01/11/21 0.190 01/11/2024							
3133EM6N7	3,540,000.0000	09/27/2023	\$3,435,322.20	\$3,512,830.50	(\$77,508.30)	(2.21)	AA+	AAA	.0000	.00
			FED FARM CREDIT BK DTD 09/27/21 0.170 09/27/2023							
3133ENYF1	900,000.0000	12/07/2023	\$883,485.00	\$879,525.00	\$3,960.00	.45	AA+	AAA	.0000	.00
			FEDERAL FARM CREDIT BANK DTD 06/07/2022 2.720% 12/07/2023							
3133EN2X7	10,000,000.0000	02/23/2024	\$9,981,700.00	\$10,000,000.00	(\$18,300.00)	(.18)	AA+	AAA	.0000	.00
			FEDERAL FARM CREDIT BANK DTD 11/23/2022 5.040% 02/23/2024							
3134GWX50	25,000,000.0000	10/20/2023	\$24,184,000.00	\$25,000,000.00	(\$816,000.00)	(3.26)	N/A	AAA	.0000	.00
			FED HOME LN MTG CORP MED TERM NOTE							
3134GW6E1	40,000,000.0000	11/02/2023	\$38,686,800.00	\$40,000,000.00	(\$1,313,200.00)	(3.28)	N/A	AAA	.0000	.00
			FED HOME LN MTG CORP DTD 11/02/20 0.320 11/02/2023							
3134GW7K6	20,000,000.0000	11/03/2023	\$19,314,000.00	\$19,982,349.00	(\$668,349.00)	(3.34)	N/A	AAA	.0000	.00
			FED HOME LN MTG CORP DTD 11/03/20 0.300 11/03/2023							
3134GXAY0	20,000,000.0000	11/13/2023	\$19,290,400.00	\$19,988,800.00	(\$698,400.00)	(3.49)	N/A	AAA	.0000	.00
			FED HOME LN MTG CORP DTD 11/13/20 0.300 11/13/2023							
3134GXA61	500,000.0000	12/30/2024	\$493,150.00	\$500,000.00	(\$6,850.00)	(1.37)	AA+	AAA	.0000	.00

Principal Custody Solutions
Market/Cost Value Comparison Report
By Account By Industry Class

General Reporting
 From Month End 01/31/2023
 02/01/2023 07:11:21 AM PST

ACCOUNT: All Accounts Selected

* = Trade or Other Activity Pending

<u>Asset ID</u>	<u>Units</u>	<u>Maturity Date</u>	<u>Market Value</u>	<u>Fed Tax Cost</u>	<u>Gain/Loss Amount</u>	<u>%</u>	<u>S & P Rating</u>	<u>Moody's Rating</u>	<u>Units in Transition</u>	<u>Encumbrd Units</u>
			FEDERAL HOME LOAN MORTGAGE CORP MEDIUM TERM NOTE							
3134GXBL7	5,000,000.0000	11/16/2023	\$4,820,900.00	\$5,002,500.00	(\$181,600.00)	(3.63)	N/A	AAA	.0000	.00
			FED HOME LN MTG CORP DTD 11/16/20 0.300 11/16/2023							
3134GXE26	20,000,000.0000	09/12/2025	\$19,584,200.00	\$20,000,000.00	(\$415,800.00)	(2.08)	AA+	AAA	.0000	.00
			FEDERAL HOME LOAN MORTGAGE CORP MEDIUM TERM NOTE							
3134GXE42	20,000,000.0000	07/07/2025	\$19,621,600.00	\$20,000,000.00	(\$378,400.00)	(1.89)	AA+	AAA	.0000	.00
			FEDERAL HOME LOAN MORTGAGE CORP MEDIUM TERM NOTE							
3134GXF58	20,000,000.0000	07/11/2024	\$19,677,400.00	\$20,000,000.00	(\$322,600.00)	(1.61)	AA+	AAA	.0000	.00
			FEDERAL HOME LOAN MORTGAGE CORP MEDIUM TERM NOTE							
3134GXQ64	20,000,000.0000	08/08/2025	\$19,679,800.00	\$20,000,000.00	(\$320,200.00)	(1.60)	AA+	AAA	.0000	.00
			FEDERAL HOME LOAN MORTGAGE CORP MEDIUM TERM NOTE							
3134GXRG1	20,000,000.0000	05/12/2025	\$19,417,200.00	\$19,829,000.00	(\$411,800.00)	(2.08)	AA+	AAA	.0000	.00
			FEDERAL HOME LOAN MORTGAGE CORP MEDIUM TERM NOTE							
3134GXS47	5,000,000.0000	08/28/2025	\$4,935,050.00	\$5,000,000.00	(\$64,950.00)	(1.30)	AA+	AAA	.0000	.00
			FEDERAL HOME LOAN MORTGAGE CORP DTD 08/31/2022 4.200% 08/28/2025							
3134GXZA5	2,375,000.0000	06/30/2025	\$2,326,146.25	\$2,375,000.00	(\$48,853.75)	(2.06)	AA+	AAA	.0000	.00
			FEDERAL HOME LOAN MORTGAGE CORP MEDIUM TERM NOTE							
3134GX2C7	10,000,000.0000	09/29/2025	\$9,899,900.00	\$10,000,000.00	(\$100,100.00)	(1.00)	AA+	AAA	.0000	.00
			FEDERAL HOME LOAN MORTGAGE CORP MEDIUM TERM NOTE							
3134GX5M2	4,250,000.0000	07/25/2024	\$4,234,530.00	\$4,250,000.00	(\$15,470.00)	(.36)	AA+	AAA	.0000	.00
			FEDERAL HOME LOAN MORTGAGE CORP MEDIUM TERM NOTE							
3134GX6T6	5,000,000.0000	10/25/2024	\$4,982,800.00	\$5,000,000.00	(\$17,200.00)	(.34)	AA+	AAA	.0000	.00
			FEDERAL HOME LOAN MORTGAGE CORP MEDIUM TERM NOTE							
3134GX6U3	5,000,000.0000	10/17/2024	\$4,979,350.00	\$5,000,000.00	(\$20,650.00)	(.41)	AA+	AAA	.0000	.00
			FEDERAL HOME LOAN MORTGAGE CORP MEDIUM TERM NOTE							
3134GY4B5	5,000,000.0000	08/26/2024	\$4,981,300.00	\$5,000,000.00	(\$18,700.00)	(.37)	AA+	AAA	.0000	.00
			FEDERAL HOME LOAN MORTGAGE CORP MEDIUM TERM NOTE							
3134GY6Z0	1,770,000.0000	03/22/2024	\$1,766,353.80	\$1,770,000.00	(\$3,646.20)	(.21)	AA+	AAA	.0000	.00
			FEDERAL HOME LOAN MORTGAGE CORP MEDIUM TERM NOTE							
3134GY7F3	10,000,000.0000	09/27/2024	\$9,976,700.00	\$10,000,000.00	(\$23,300.00)	(.23)	AA+	AAA	.0000	.00

Principal Custody Solutions
Market/Cost Value Comparison Report
By Account By Industry Class

General Reporting
 From Month End 01/31/2023
 02/01/2023 07:11:21 AM PST

ACCOUNT: All Accounts Selected

* = Trade or Other Activity Pending

<u>Asset ID</u>	<u>Units</u>	<u>Maturity Date</u>	<u>Market Value</u>	<u>Fed Tax Cost</u>	<u>Gain/Loss Amount</u>	<u>%</u>	<u>S & P Rating</u>	<u>Moody's Rating</u>	<u>Units in Transition</u>	<u>Encumbrd Units</u>
FEDERAL HOME LOAN MORTGAGE CORP MEDIUM TERM NOTE										
3135GADD0	775,000.0000	12/20/2023	\$772,938.50	\$775,000.00	(\$2,061.50)	(.27)	N/A	N/A	.0000	.00
FEDERAL NATIONAL MORTGAGE ASSN DTD 12/20/2022 5.000% 12/20/2023										
3135GADK4	3,315,000.0000	12/27/2023	\$3,309,198.75	\$3,315,000.00	(\$5,801.25)	(.18)	N/A	N/A	.0000	.00
FEDERAL NATIONAL MORTGAGE ASSN DTD 12/27/2022 5.000% 12/27/2023										
3135GADP3	10,000,000.0000	12/15/2023	\$9,977,200.00	\$10,000,000.00	(\$22,800.00)	(.23)	N/A	N/A	.0000	.00
FEDERAL NATIONAL MORTGAGE ASSN DTD 12/15/2022 5.000% 12/15/2023										
3135G06V0	5,000,000.0000	08/28/2025	\$4,929,650.00	\$4,923,750.00	\$5,900.00	.12	AA+	AAA	.0000	.00
FEDERAL NATIONAL MORTGAGE ASSN DTD 08/30/2022 4.125% 08/28/2025										
3137EAER6	1,070,000.0000	05/05/2023	\$1,057,983.90	\$1,048,450.20	\$9,533.70	.91	AA+	AAA	.0000	.00
FED HOME LN MTG CORP DTD 05/07/20 0.375 05/05/2023										
3137EAEV7	1,405,000.0000	08/24/2023	\$1,369,453.50	\$1,357,723.16	\$11,730.34	.86	AA+	AAA	.0000	.00
FED HOME LN MTG CORP DTD 08/21/20 0.250 08/24/2023										
3137EAEZ8	10,000,000.0000	11/06/2023	\$9,655,400.00	\$9,599,410.00	\$55,990.00	.58	AA+	AAA	.0000	.00
FED HOME LN MTG CORP DTD 11/05/20 0.250 11/06/2023										
3137EAFA2	2,538,000.0000	12/04/2023	\$2,443,307.22	\$2,434,525.74	\$8,781.48	.36	AA+	AAA	.0000	.00
FED HOME LN MTG CORP DTD 12/04/20 0.250 12/04/2023										
SUBTOTAL	956,166,888.8900		\$919,542,549.83	\$953,077,763.67	(\$33,535,213.84)	(3.52)			.0000	.00
MUNICIPAL BONDS										
MUNICIPAL BONDS - TAX-EXEMPT										
073851FQ5	225,000.0000	05/01/2023	\$224,448.75	\$232,044.75	(\$7,596.00)	(3.27)	AA	N/A	.0000	.00
BEARDSLEY CA SCH DIST REF										
073851FR3	210,000.0000	05/01/2024	\$207,652.20	\$219,263.10	(\$11,610.90)	(5.30)	AA	N/A	.0000	.00
BEARDSLEY CA SCH DIST REF										
13033L7Y7	100,000.0000	02/01/2023	\$100,000.00	\$109,118.00	(\$9,118.00)	(8.36)	AA	A1	.0000	.00
CALIFORNIA ST HLTH FACS FING A REF-EL CAMINO HOSP-SER A										
17132EAH7	100,000.0000	05/01/2024	\$102,015.00	\$110,320.00	(\$8,305.00)	(7.53)	AA-	N/A	.0000	.00
CHULA VISTA CA MUNI FING AUTH REF										
21221MEY2	130,000.0000	03/01/2023	\$130,280.80	\$134,412.20	(\$4,131.40)	(3.07)	AA+	N/A	.0000	.00
CONTRA COSTA CALIFORNIA TRANSPRTN TRANSPORTATION REVENUE										

Principal Custody Solutions
Market/Cost Value Comparison Report
By Account By Industry Class

General Reporting
 From Month End 01/31/2023
 02/01/2023 07:11:21 AM PST

ACCOUNT: All Accounts Selected

* = Trade or Other Activity Pending

<u>Asset ID</u>	<u>Units</u>	<u>Maturity Date</u>	<u>Market Value</u>	<u>Fed Tax Cost</u>	<u>Gain/Loss Amount</u>	<u>%</u>	<u>S & P Rating</u>	<u>Moody's Rating</u>	<u>Units in Transition</u>	<u>Encumbrd Units</u>
23884PAY3	100,000.0000	08/01/2023	\$100,779.00	\$108,117.00	(\$7,338.00)	(6.79)	AA	N/A	.0000	.00
			DAVIS CA JT UNIF SCH DIST YOLO DTD 08/07/14 4.000 08/01/2023							
292521GB1	150,000.0000	04/01/2023	\$150,642.00	\$163,690.50	(\$13,048.50)	(7.97)	AA+	N/A	.0000	.00
			ENCINITAS CA PUBLIC FING AUTHL REF-SER A							
317075FB0	125,000.0000	05/01/2024	\$129,427.50	\$142,336.25	(\$12,908.75)	(9.07)	AA	A2	.0000	.00
			FILLMORE CA PUBLIC FING AUTH FILLMORE WTR RECYCLING FING							
378451AJ7	110,000.0000	12/01/2023	\$111,412.40	\$120,231.10	(\$8,818.70)	(7.33)	AA	N/A	.0000	.00
			GLENDALE CA REDEV AGY SUCCESSO REF-SUB-CENT GLENDALE REDEV PR							
40450PAZ8	350,000.0000	06/01/2023	\$350,675.50	\$371,021.00	(\$20,345.50)	(5.48)	AA	N/A	.0000	.00
			HACIENDA LA PUENTE CA UNIF SCH COPS							
413198BN1	25,000.0000	08/01/2023	\$25,211.00	\$27,305.50	(\$2,094.50)	(7.67)	AA+	N/A	.0000	.00
			HARMONY CA UN SCH DIST SER C							
428061DJ1	100,000.0000	02/01/2024	\$102,378.00	\$112,768.00	(\$10,390.00)	(9.21)	AA	N/A	.0000	.00
			HESPERIA CA UNIF SCH DIST COPS REF							
472467AG4	110,000.0000	08/01/2023	\$110,792.00	\$120,931.80	(\$10,139.80)	(8.38)	AA	N/A	.0000	.00
			JEFFERSON CA UNION HIGH SCH DI COPS-TEACHER AND STAFF HSG PRO							
504184AD4	125,000.0000	06/01/2023	\$125,653.75	\$134,762.50	(\$9,108.75)	(6.76)	AA-	N/A	.0000	.00
			LA PUENTE CA PUBLIC FING AUTH MEASURE M-SER A							
50420BBU5	255,000.0000	09/01/2023	\$258,955.05	\$283,718.10	(\$24,763.05)	(8.73)	N/R	N/A	.0000	.00
			LA QUINTA CA REDEV AGY SUCCESS REF-LA QUINTA REDEV PROJ AREAS							
54438CWX6	100,000.0000	08/01/2023	\$100,387.00	\$103,504.00	(\$3,117.00)	(3.01)	AA+	AAA	.0000	.00
			LOS ANGELES CA CMNTY CLG DIST 2008 ELECTION-SER J							
544445QN2	115,000.0000	05/15/2024	\$117,955.50	\$130,374.35	(\$12,418.85)	(9.53)	AA	AA2	.0000	.00
			LOS ANGELES CA DEPT OF ARPTS A AMT-SENIOR-SER C							
544552A44	330,000.0000	08/01/2023	\$333,930.30	\$356,915.40	(\$22,985.10)	(6.44)	AA+	AA2	.0000	.00
			LOS ANGELES CA HARBOR DEPT AMT-REF-PRIVATE ACTIVITY-SER A							
54456FCZ3	255,000.0000	06/01/2023	\$256,183.20	\$273,472.20	(\$17,289.00)	(6.32)	A+	N/A	.0000	.00
			LOS ANGELES CA HSG AUTH MTGE R UNION PORTFOLIO PROJECT-SER A							
564547MS3	100,000.0000	09/01/2023	\$100,955.00	\$108,182.00	(\$7,227.00)	(6.68)	AA	N/A	.0000	.00

Principal Custody Solutions
Market/Cost Value Comparison Report
By Account By Industry Class

General Reporting
 From Month End 01/31/2023
 02/01/2023 07:11:21 AM PST

ACCOUNT: All Accounts Selected

* = Trade or Other Activity Pending

<u>Asset ID</u>	<u>Units</u>	<u>Maturity Date</u>	<u>Market Value</u>	<u>Fed Tax Cost</u>	<u>Gain/Loss Amount</u>	<u>%</u>	<u>S & P Rating</u>	<u>Moody's Rating</u>	<u>Units in Transition</u>	<u>Encumbrd Units</u>
MANTECA CA UNIF SCH DIST SPL T REF-CMNTY FACS DIST #2000-3										
59266TNC1	100,000.0000	07/01/2023	\$99,807.00	\$103,652.00	(\$3,845.00)	(3.71)	AA+	N/A	.0000	.00
MET WTR DIST OF STHRN CA WTRWK REF-REV-SUB-SER A										
59266TNR8	100,000.0000	08/01/2023	\$101,102.00	\$105,878.00	(\$4,776.00)	(4.51)	AA+	N/A	.0000	.00
MET WTR DIST OF STHRN CA REF-SUB-SER B										
612286DC5	100,000.0000	06/01/2023	\$100,767.00	\$107,105.00	(\$6,338.00)	(5.92)	A	N/A	.0000	.00
MONTEBELLO CA PUBLIC FING AUTH MONTEBELLO HOME2 SUITES HILTON										
671890AG6	125,000.0000	08/01/2023	\$124,690.00	\$129,462.50	(\$4,772.50)	(3.69)	AA	N/A	.0000	.00
OAKDALE CA IRR DIST WTR REVENU REF-SER A										
69666JGZ5	150,000.0000	05/01/2023	\$149,644.50	\$155,671.50	(\$6,027.00)	(3.87)	AA	N/A	.0000	.00
PALM SPRINGS CA FING AUTH LEAS REF										
713575VK1	170,000.0000	08/01/2023	\$172,186.20	\$188,239.30	(\$16,053.10)	(8.53)	AA-	A3	.0000	.00
PERALTA CA CMNTY CLG DIST REF-SER B										
713575WU8	100,000.0000	08/01/2023	\$101,286.00	\$110,740.00	(\$9,454.00)	(8.54)	AA-	N/A	.0000	.00
PERALTA CA CMNTY CLG DIST SER E-1										
75845MEA6	80,000.0000	08/01/2023	\$80,183.20	\$85,025.60	(\$4,842.40)	(5.70)	AA	N/A	.0000	.00
REEF-SUNSET CA UNIF SCH DIST CIBS										
769125EC5	100,000.0000	06/01/2023	\$100,907.00	\$105,550.00	(\$4,643.00)	(4.40)	AA+	AA2	.0000	.00
RIVERSIDE CNTY CA TRANSPRTN CO LIMITED TAX-SER A										
77539WAF4	100,000.0000	08/01/2023	\$101,176.00	\$110,453.00	(\$9,277.00)	(8.40)	A+	N/A	.0000	.00
ROHNERT PARK CA CMNTY DEV COMM REF-SER A										
796815YZ5	100,000.0000	10/01/2023	\$101,785.00	\$111,735.00	(\$9,950.00)	(8.90)	AA	AA2	.0000	.00
SAN BERNARDINO CNTY CA COPS ARROWHEAD PROJ-REF-SER A										
797299LF9	450,000.0000	10/15/2023	\$458,023.50	\$500,845.50	(\$42,822.00)	(8.55)	AA-	N/A	.0000	.00
SAN DIEGO CA PUBLIC FACS FINGA REF-BALLPARK										
79765DW55	100,000.0000	04/01/2024	\$103,120.00	\$113,543.00	(\$10,423.00)	(9.18)	AA+	AA2	.0000	.00
SAN FRANCISCO CITY & CNTY CA C MOSCONE CONVENTION CTR EXPANSI										
799038LN2	100,000.0000	09/01/2023	\$101,528.00	\$103,981.00	(\$2,453.00)	(2.36)	AAA	AAA	.0000	.00
SAN MATEO CNTY CALIFORNIA CMNTY CLG GENERAL OBLIGATION										
79904NFX3	180,000.0000	07/15/2023	\$182,104.20	\$190,818.00	(\$8,713.80)	(4.57)	AA+	AA1	.0000	.00

Principal Custody Solutions
Market/Cost Value Comparison Report
By Account By Industry Class

General Reporting
 From Month End 01/31/2023
 02/01/2023 07:11:21 AM PST

ACCOUNT: All Accounts Selected

* = Trade or Other Activity Pending

<u>Asset ID</u>	<u>Units</u>	<u>Maturity Date</u>	<u>Market Value</u>	<u>Fed Tax Cost</u>	<u>Gain/Loss Amount</u>	<u>%</u>	<u>S & P Rating</u>	<u>Moody's Rating</u>	<u>Units in Transition</u>	<u>Encumbrd Units</u>
			SAN MATEO CNTY CA JT PWRS FING CAPITAL PROJS-SER A							
799055PA0	110,000.0000	08/01/2023	\$111,453.10	\$116,983.90	(\$5,530.80)	(4.73)	AA+	AAA	.0000	.00
			SAN MATEO CA FOSTER CITY SCH D REF							
801577LD7	125,000.0000	11/15/2023	\$127,642.50	\$134,612.50	(\$6,970.00)	(5.18)	AA+	N/A	.0000	.00
			SANTA CLARA CNTY CA FING AUTH REF-SER A							
80168NHP7	215,000.0000	06/01/2023	\$216,919.95	\$227,386.15	(\$10,466.20)	(4.60)	AAA	N/A	.0000	.00
			SANTA CLARA VLY CA TRANSPRTN A REF-SALES TAX REV-SER A							
80263KAA7	150,000.0000	08/01/2023	\$151,228.50	\$161,655.00	(\$10,426.50)	(6.45)	AA	N/A	.0000	.00
			SANTA ROSA CA REDEV AGY SUCCES REF-SER A							
836407CP9	135,000.0000	08/01/2023	\$135,375.30	\$143,155.35	(\$7,780.05)	(5.43)	AA	N/A	.0000	.00
			S BAY CA UNION SCH DIST HUMBOL SER A							
86460CCB9	210,000.0000	04/01/2023	\$210,852.60	\$227,967.60	(\$17,115.00)	(7.51)	AA	N/A	.0000	.00
			SUCCESSOR AGY RANCHO MIRAGE RE REF-MERGED REDEV PROJ NORTHSID							
86460CCC7	190,000.0000	04/01/2024	\$195,441.60	\$216,033.80	(\$20,592.20)	(9.53)	AA	N/A	.0000	.00
			SUCCESSOR AGY RANCHO MIRAGE RE REF-MERGED REDEV PROJ NORTHSID							
870474AK9	100,000.0000	09/01/2023	\$101,382.00	\$110,495.00	(\$9,113.00)	(8.25)	AA	N/A	.0000	.00
			SWEETWATER CA UN HIGH SCH DIST REF							
89137CAQ5	100,000.0000	09/01/2023	\$101,371.00	\$110,920.00	(\$9,549.00)	(8.61)	A+	N/A	.0000	.00
			TORRANCE CA REDEV AGY SUCCESSO REF-TAX ALLOCATION-SER B							
94274AAH2	100,000.0000	08/01/2023	\$101,221.00	\$110,061.00	(\$8,840.00)	(8.03)	AA	N/A	.0000	.00
			WATSONVILLE CA REDEV AGY SUCCE REF-SER A							
			MUNICIPAL TAXABLE							
010831DS1	100,000.0000	06/01/2025	\$98,157.00	\$100,550.00	(\$2,393.00)	(2.38)	AA+	AA1	.0000	.00
			ALAMEDA CNTY CALIFORNIA REVENUE BONDS							
022555WR3	615,000.0000	08/01/2023	\$604,034.55	\$615,000.00	(\$10,965.45)	(1.78)	AA	N/A	.0000	.00
			ALVORD CA UNIF SCH DIST TXBL-REF							
03255LJA8	500,000.0000	07/01/2024	\$475,180.00	\$501,975.00	(\$26,795.00)	(5.34)	AA	A1	.0000	.00
			ANAHEIM CA PUBLIC FING AUTH LE TXBL-WORKING CAPITAL FINANCE-S							
072024WN8	3,470,000.0000	04/01/2023	\$3,456,120.00	\$3,548,462.40	(\$92,342.40)	(2.60)	AA	AA3	.0000	.00
			BAY AREA CA TOLL AUTH TOLL BRI TXBL-REF-SAN FRANCISCO BAY ARE							

Principal Custody Solutions
Market/Cost Value Comparison Report
By Account By Industry Class

General Reporting
 From Month End 01/31/2023
 02/01/2023 07:11:21 AM PST

ACCOUNT: All Accounts Selected

* = Trade or Other Activity Pending

<u>Asset ID</u>	<u>Units</u>	<u>Maturity Date</u>	<u>Market Value</u>	<u>Fed Tax Cost</u>	<u>Gain/Loss Amount</u>	<u>%</u>	<u>S & P Rating</u>	<u>Moody's Rating</u>	<u>Units in Transition</u>	<u>Encumbrd Units</u>
072024WQ1	320,000.0000	04/01/2025	\$306,864.00	\$311,392.00	(\$4,528.00)	(1.45)	AA	AA3	.0000	.00
			BAY AREA CA TOLL AUTH TOLL BRI TXBL-REF-SAN FRANCISCO BAY ARE							
088006JL6	510,000.0000	06/01/2023	\$505,807.80	\$506,078.10	(\$270.30)	(.05)	AA+	N/A	.0000	.00
			BEVERLY HILLS CALIFORNIA PUBLIC REVENUE BONDS							
088006JX0	500,000.0000	06/01/2023	\$493,505.00	\$500,000.00	(\$6,495.00)	(1.30)	AA+	N/A	.0000	.00
			BEVERLY HILLS CA PUBLIC FING A TXBL-REF-SER B							
088013FE2	750,000.0000	06/01/2023	\$740,347.50	\$750,000.00	(\$9,652.50)	(1.29)	AAA	N/A	.0000	.00
			BEVERLY HILLS CA PUBLIC FING A TXBL-REF-SER B							
088013FF9	125,000.0000	06/01/2024	\$119,008.75	\$117,882.50	\$1,126.25	.96	AAA	N/A	.0000	.00
			BEVERLY HILLS CALIFORNIA PUBLIC FING WATER REVENUE							
088013FG7	205,000.0000	06/01/2025	\$189,071.50	\$185,966.50	\$3,105.00	1.67	AAA	N/A	.0000	.00
			BEVERLY HILLS CALIFORNIA PUBLIC FING WATER REVENUE							
106293CH4	100,000.0000	08/01/2023	\$98,940.00	\$102,449.00	(\$3,509.00)	(3.43)	AA-	N/A	.0000	.00
			BREA CA REDEV AGY SUCCESSOR AG TXBL-REF-TAX ALLOCATION-REDEV							
119174AB6	1,025,000.0000	07/01/2023	\$1,006,857.50	\$998,153.00	\$8,704.50	.87	AA+	N/A	.0000	.00
			BUENA CALIFORNIA PENSION OBLIG REVENUE BONDS							
13034AL40	625,000.0000	10/01/2023	\$608,831.25	\$603,418.75	\$5,412.50	.90	AAA	N/A	.0000	.00
			CALIFORNIA STATE INFRASTR & ECON DEV REVENUE BONDS							
13034AL57	315,000.0000	10/01/2024	\$296,711.10	\$293,913.75	\$2,797.35	.95	AAA	N/A	.0000	.00
			CALIFORNIA STATE INFRASTRUCTURE REVENUE BONDS							
13034AL65	1,110,000.0000	10/01/2025	\$1,014,162.60	\$989,960.00	\$24,202.60	2.44	AAA	N/A	.0000	.00
			CALIFORNIA ST INFRASTRUCTURE & TXBL-REF-SER A							
13057EEA8	1,010,000.0000	10/15/2023	\$978,185.00	\$1,015,858.00	(\$37,673.00)	(3.71)	AA	N/A	.0000	.00
			CALIFORNIA PUBLIC FIN AUTH REV TXBL-REF-HENRY MAYO NEWHALL HO							
13063DJ82	10,000,000.0000	10/01/2023	\$9,796,800.00	\$10,145,200.00	(\$348,400.00)	(3.43)	AA-	AA2	.0000	.00
			CALIFORNIA ST TXBL-BID GROUP A							
13067WRC8	325,000.0000	12/01/2025	\$295,555.00	\$290,335.00	\$5,220.00	1.80	AAA	AA1	.0000	.00
			CALIFORNIA ST DEPT OF WTR RESO TXBL-REF-CENTRAL VALLEY PROJEC							
13079XBR6	500,000.0000	06/01/2023	\$493,865.00	\$489,130.00	\$4,735.00	.97	AA	N/A	.0000	.00

Principal Custody Solutions
Market/Cost Value Comparison Report
By Account By Industry Class

General Reporting
 From Month End 01/31/2023
 02/01/2023 07:11:21 AM PST

ACCOUNT: All Accounts Selected

* = Trade or Other Activity Pending

<u>Asset ID</u>	<u>Units</u>	<u>Maturity Date</u>	<u>Market Value</u>	<u>Fed Tax Cost</u>	<u>Gain/Loss Amount</u>	<u>%</u>	<u>S & P Rating</u>	<u>Moody's Rating</u>	<u>Units in Transition</u>	<u>Encumbrd Units</u>
CALIFORNIA STATE STWD CMNTYS DEV REVENUE BONDS										
13080SZJ6	875,000.0000	02/01/2023	\$875,000.00	\$875,000.00	\$0.00	.00	A+	A1	.0000	.00
CALIFORNIA STWD CMNTYS DEV AUT TXBL-REF-GREEN BOND-CALIFORNIA										
13080SZK3	750,000.0000	02/01/2024	\$719,490.00	\$750,000.00	(\$30,510.00)	(4.07)	A+	A1	.0000	.00
CALIFORNIA STWD CMNTYS DEV AUT TXBL-REF-GREEN BOND-CALIFORNIA										
134159ZH8	240,000.0000	08/01/2023	\$234,991.20	\$240,000.00	(\$5,008.80)	(2.09)	AAA	N/A	.0000	.00
CAMPBELL CA UNION HIGH SCH DIS TXBL-REF										
14055RCA1	180,000.0000	10/01/2023	\$175,845.60	\$183,956.40	(\$8,110.80)	(4.41)	AA	N/A	.0000	.00
CAPITOL AREA DEV AUTH CA TAX A TXBL										
14916YBZ1	200,000.0000	08/01/2023	\$199,386.00	\$211,146.00	(\$11,760.00)	(5.57)	A+	N/A	.0000	.00
CATHEDRAL CITY CA REDEV AGY SU TXBL-REF-HSG-MERGED REDEV PROJ										
14916YCY3	195,000.0000	08/01/2023	\$190,945.95	\$195,000.00	(\$4,054.05)	(2.08)	AA	N/A	.0000	.00
CATHEDRAL CITY CA REDEV AGY SU TXBL-REF-HSG-MERGED REDEV PROJ										
154070AD8	105,000.0000	02/01/2025	\$97,658.40	\$95,424.00	\$2,234.40	2.34	AAA	N/A	.0000	.00
CENTRAL MARIN POLICE AUTH CALIFORNIA REVENUE BONDS										
161285RY9	200,000.0000	08/01/2023	\$195,760.00	\$200,000.00	(\$4,240.00)	(2.12)	AA	N/A	.0000	.00
CHARTER OAK CA UNIF SCH DIST TXBL-REF										
169548FJ8	1,805,000.0000	09/01/2023	\$1,762,636.65	\$1,805,000.00	(\$42,363.35)	(2.35)	AA	N/A	.0000	.00
CHINO CA PUBLIC FING AUTH REVE TXBL-REF-SER A										
19021EGA6	260,000.0000	04/01/2023	\$258,070.80	\$260,733.20	(\$2,662.40)	(1.02)	AA	N/A	.0000	.00
COALINGA CA PUBLIC FING AUTH TXBL-REF-SER A										
19021EGB4	310,000.0000	04/01/2024	\$294,949.50	\$312,191.70	(\$17,242.20)	(5.52)	AA	N/A	.0000	.00
COALINGA CA PUBLIC FING AUTH TXBL-REF-SER A										
190335HH5	100,000.0000	08/01/2023	\$98,790.00	\$103,606.00	(\$4,816.00)	(4.65)	AA+	AA1	.0000	.00
COAST CA CMNTY CLG DIST TXBL-ELECTION 2012-SER C										
190335KX6	715,000.0000	08/01/2023	\$701,150.45	\$715,000.00	(\$13,849.55)	(1.94)	AA+	AA1	.0000	.00
COAST CA CMNTY CLG DIST TXBL-REF										
190335LM9	2,000,000.0000	08/01/2024	\$1,905,300.00	\$1,907,080.00	(\$1,780.00)	(.09)	AA+	AA1	.0000	.00
COAST CALIFORNIA CMNTY CLG DIST GENERAL OBLIGATION										
20056UAU8	1,755,000.0000	08/01/2023	\$1,737,783.45	\$1,861,335.45	(\$123,552.00)	(6.64)	AA	N/A	.0000	.00

Principal Custody Solutions
Market/Cost Value Comparison Report
By Account By Industry Class

General Reporting
 From Month End 01/31/2023
 02/01/2023 07:11:21 AM PST

ACCOUNT: All Accounts Selected

* = Trade or Other Activity Pending

<u>Asset ID</u>	<u>Units</u>	<u>Maturity Date</u>	<u>Market Value</u>	<u>Fed Tax Cost</u>	<u>Gain/Loss Amount</u>	<u>%</u>	<u>S & P Rating</u>	<u>Moody's Rating</u>	<u>Units in Transition</u>	<u>Encumbrd Units</u>
			COMMERCE CA CMNTY DEV COMMISSI TXBL-REF-SER B							
20056XAA6	500,000.0000	08/01/2024	\$471,140.00	\$500,000.00	(\$28,860.00)	(5.77)	AA-	N/A	.0000	.00
			COMMERCE CA PENSN OBLIG DTD 08/31/21 0.667 08/01/2024							
204713AN1	130,000.0000	08/01/2024	\$128,144.90	\$127,315.50	\$829.40	.65	AA	A1	.0000	.00
			COMPTON CALIFORNIA CMNTY REDEV AGY REVENUE BONDS							
21969AAB8	150,000.0000	05/01/2023	\$148,341.00	\$149,838.00	(\$1,497.00)	(1.00)	AA+	N/A	.0000	.00
			CORONA CA PENSN OBLIG TXBL							
21969AAC6	3,490,000.0000	05/01/2024	\$3,314,383.20	\$3,269,815.90	\$44,567.30	1.36	AA+	N/A	.0000	.00
			CORONA CALIFORNIA PENSN OBLIG REVENUE BONDS							
223093VY8	200,000.0000	08/01/2023	\$196,468.00	\$200,000.00	(\$3,532.00)	(1.77)	AA	AA3	.0000	.00
			COVINA-VLY CA UNIF SCH DIST TXBL-REF							
231237Q84	465,000.0000	08/01/2023	\$455,788.35	\$465,000.00	(\$9,211.65)	(1.98)	AA+	N/A	.0000	.00
			CUPERTINO CA UNION SCH DIST TXBL-REF							
250375JT0	200,000.0000	08/01/2023	\$196,086.00	\$200,000.00	(\$3,914.00)	(1.96)	AA	AA2	.0000	.00
			DESERT CMNTY CLG DIST CA TXBL-REF							
260888AA0	500,000.0000	06/01/2023	\$492,745.00	\$500,000.00	(\$7,255.00)	(1.45)	AA	N/A	.0000	.00
			DOWNEY CA PENSN OBLIG TXBL-PENSION OBLIG							
260888AC6	130,000.0000	06/01/2025	\$118,700.40	\$120,159.00	(\$1,458.60)	(1.21)	AA	N/A	.0000	.00
			DOWNEY CALIFORNIA PENSN OBLIG REVENUE BONDS							
282659AV3	500,000.0000	04/01/2023	\$496,670.00	\$503,259.00	(\$6,589.00)	(1.31)	AA	N/A	.0000	.00
			EL CAJON CA TXBL-REV-PENSION OBLIGATION BO							
282659AW1	135,000.0000	04/01/2024	\$129,261.15	\$129,438.00	(\$176.85)	(.14)	AA	N/A	.0000	.00
			EL CAJON CALIFORNIA REVENUE BONDS							
283062FD4	690,000.0000	01/01/2025	\$673,239.90	\$687,302.10	(\$14,062.20)	(2.05)	AA	N/A	.0000	.00
			EL DORADO CALIFORNIA IRR DIST WATER REVENUE							
292533GA8	200,000.0000	08/01/2023	\$196,126.00	\$200,000.00	(\$3,874.00)	(1.94)	AA+	N/A	.0000	.00
			ENCINITAS CA UNION SCH DIST TXBL-REF-SER A							
30421TAE4	200,000.0000	06/01/2023	\$199,308.00	\$206,890.00	(\$7,582.00)	(3.66)	AA	N/A	.0000	.00
			FAIRFIELD CA LIMITED OBLIG TXBL-REF							
306427AP0	370,000.0000	09/01/2023	\$361,641.70	\$371,503.40	(\$9,861.70)	(2.65)	AA	N/A	.0000	.00

Principal Custody Solutions
Market/Cost Value Comparison Report
By Account By Industry Class

General Reporting
 From Month End 01/31/2023
 02/01/2023 07:11:21 AM PST

ACCOUNT: All Accounts Selected

* = Trade or Other Activity Pending

<u>Asset ID</u>	<u>Units</u>	<u>Maturity Date</u>	<u>Market Value</u>	<u>Fed Tax Cost</u>	<u>Gain/Loss Amount</u>	<u>%</u>	<u>S & P Rating</u>	<u>Moody's Rating</u>	<u>Units in Transition</u>	<u>Encumbrd Units</u>
			FALLBROOK CA PUBLIC UTIL DIST TXBL-REF-GREEN BONDS-SER B							
345102NR4	1,475,000.0000	08/01/2023	\$1,444,939.50	\$1,435,691.25	\$9,248.25	.64	AAA	AAA	.0000	.00
			FOOTHILL-DE ANZA CALIFORNIA CMNTY GENERAL OBLIGATION							
345102PF8	2,215,000.0000	08/01/2024	\$2,093,950.25	\$2,074,214.05	\$19,736.20	.95	AAA	AAA	.0000	.00
			FOOTHILL-DE ANZA CALIFORNIA CMNTY GENERAL OBLIGATION							
345102PG6	425,000.0000	08/01/2025	\$391,408.00	\$384,221.30	\$7,186.70	1.87	AAA	AAA	.0000	.00
			FOOTHILL-DE ANZA CA CMNTY CLGD TXBL-REF-SER B							
350805AF4	300,000.0000	09/01/2023	\$297,390.00	\$299,739.00	(\$2,349.00)	(.78)	AAA	N/A	.0000	.00
			FOUNTAIN VLY CALIFORNIA PENSN OBLIG REVENUE BONDS							
357172B53	695,000.0000	08/01/2023	\$680,689.95	\$695,000.00	(\$14,310.05)	(2.06)	AAA	AAA	.0000	.00
			FREMONT CA UNION HIGH SCH DIST TXBL-REF							
359796JT7	150,000.0000	08/01/2023	\$149,685.00	\$162,523.50	(\$12,838.50)	(7.90)	AA	N/A	.0000	.00
			FULLERTON CA JT UNION HIGH SCH TXBL-REF							
359806AQ9	445,000.0000	04/01/2024	\$423,938.15	\$445,890.00	(\$21,951.85)	(4.92)	AA	N/A	.0000	.00
			FULLERTON CA JUDGMENT OBLIG TXBL-REF							
373385JC8	11,135,000.0000	07/01/2024	\$10,536,716.45	\$11,135,000.00	(\$598,283.55)	(5.37)	AAA	AAA	.0000	.00
			GEORGIA ST TXBL-SER B-1							
378394JE1	310,000.0000	08/01/2023	\$304,559.50	\$313,038.00	(\$8,478.50)	(2.71)	AA-	AA2	.0000	.00
			GLENDALE CA CMNTY CLG DIST TXBL-REF							
378460YU7	930,000.0000	09/01/2023	\$908,907.60	\$930,000.00	(\$21,092.40)	(2.27)	AA	AA1	.0000	.00
			GLENDALE CA UNIF SCH DIST TXBL-REF							
420507CK9	200,000.0000	08/01/2023	\$198,462.00	\$211,176.00	(\$12,714.00)	(6.02)	AA	N/A	.0000	.00
			HAWTHORNE CA COPS REF-SER B-TXBL							
420514AF8	130,000.0000	06/01/2024	\$126,115.60	\$127,855.00	(\$1,739.40)	(1.36)	AA-	AA3	.0000	.00
			HAWTHORNE CA PENSN OBLG TXBL							
4212905U7	295,000.0000	08/01/2023	\$293,834.75	\$322,995.50	(\$29,160.75)	(9.03)	AA	A1	.0000	.00
			HAYWARD CA UNIF SCH DIST TXBL-REF							
432272FT4	230,000.0000	09/01/2024	\$218,566.70	\$216,425.40	\$2,141.30	.99	AAA	N/A	.0000	.00
			HILLSBOROUGH CALIFORNIA SCH DIST GENERAL OBLIGATION							
439413GA7	45,000.0000	08/01/2023	\$44,117.10	\$45,000.00	(\$882.90)	(1.96)	AA	N/A	.0000	.00

Principal Custody Solutions
Market/Cost Value Comparison Report
By Account By Industry Class

General Reporting
 From Month End 01/31/2023
 02/01/2023 07:11:21 AM PST

ACCOUNT: All Accounts Selected

* = Trade or Other Activity Pending

Asset ID	Units	Maturity Date	Market Value	Fed Tax Cost	Gain/Loss Amount	%	S & P Rating	Moody's Rating	Units in Transition	Encumbrd Units
			HOPE CA ELEM SCH DIST TXBL-REF							
439413GB5	155,000.0000	08/01/2024	\$146,699.75	\$155,000.00	(\$8,300.25)	(5.36)	AA	N/A	.0000	.00
			HOPE CA ELEM SCH DIST TXBL-REF							
444258HQ3	100,000.0000	08/01/2024	\$94,394.00	\$95,170.00	(\$776.00)	(.82)	AA	N/A	.0000	.00
			HUENEME CALIFORNIA ELEM SCH DIST GENERAL OBLIGATION							
446201AC9	1,000,000.0000	06/15/2024	\$948,200.00	\$991,490.00	(\$43,290.00)	(4.37)	AA+	N/A	.0000	.00
			HUNTINGTON BEACH CA PENSN OBLI TXBL							
45656RCP5	250,000.0000	01/01/2024	\$246,640.00	\$267,597.50	(\$20,957.50)	(7.83)	AA	A1	.0000	.00
			INDUSTRY CA SALES TAX REVENUE TXBL-REF-SENIOR-SER A							
45750TAN3	110,000.0000	03/01/2023	\$109,961.50	\$117,598.80	(\$7,637.30)	(6.49)	AA	N/A	.0000	.00
			INLAND VLY CA DEV AGY SUCCESSO TXBL-REF-SER B							
498423CQ3	145,000.0000	08/01/2023	\$142,475.55	\$145,000.00	(\$2,524.45)	(1.74)	AA	N/A	.0000	.00
			KLAMATH & TRINITY CA JT UNIF S TXBL-COPS-SER B							
50962CBA1	1,190,000.0000	09/01/2024	\$1,117,933.60	\$1,192,249.10	(\$74,315.50)	(6.23)	AA	N/A	.0000	.00
			LAKE ELSINORE CA FACS FING AUT TXBL-REF							
51203PAB8	150,000.0000	06/01/2023	\$147,955.50	\$150,240.00	(\$2,284.50)	(1.52)	AA	N/A	.0000	.00
			LAKEPORT CA PENSION OBLIG TXBL							
51203PAC6	415,000.0000	06/01/2024	\$394,698.20	\$414,784.20	(\$20,086.00)	(4.84)	AA	N/A	.0000	.00
			LAKEPORT CA PENSION OBLIG TXBL							
542411NX7	200,000.0000	05/01/2023	\$198,754.00	\$207,252.00	(\$8,498.00)	(4.10)	AA	AA2	.0000	.00
			LONG BEACH CA CMNTY CLG DIST TXBL-REF							
542411NY5	450,000.0000	05/01/2024	\$436,630.50	\$470,605.50	(\$33,975.00)	(7.22)	AA	AA2	.0000	.00
			LONG BEACH CA CMNTY CLG DIST TXBL-REF							
544290JH3	100,000.0000	10/01/2024	\$94,223.00	\$95,380.00	(\$1,157.00)	(1.21)	AA+	N/A	.0000	.00
			LOS ALTOS CA SCH DIST TXBL							
5445872R8	370,000.0000	11/01/2023	\$358,470.80	\$369,637.40	(\$11,166.60)	(3.02)	AA-	N/A	.0000	.00
			LOS ANGELES CA MUNI IMPT CORPL TXBL-REF-SER A							
54465AGQ9	125,000.0000	09/01/2024	\$120,332.50	\$122,512.50	(\$2,180.00)	(1.78)	AA	AA2	.0000	.00
			LOS ANGELES CNTY CALIFORNIA REDEV REVENUE BONDS							
54473ERV8	185,000.0000	12/01/2023	\$183,253.60	\$195,193.50	(\$11,939.90)	(6.12)	AA+	AA2	.0000	.00

Principal Custody Solutions
Market/Cost Value Comparison Report
By Account By Industry Class

General Reporting
 From Month End 01/31/2023
 02/01/2023 07:11:21 AM PST

ACCOUNT: All Accounts Selected

* = Trade or Other Activity Pending

<u>Asset ID</u>	<u>Units</u>	<u>Maturity Date</u>	<u>Market Value</u>	<u>Fed Tax Cost</u>	<u>Gain/Loss Amount</u>	<u>%</u>	<u>S & P Rating</u>	<u>Moody's Rating</u>	<u>Units in Transition</u>	<u>Encumbrd Units</u>
			LOS ANGELES CNTY CA PUBLIC WKS TXBL-REF-SER C							
562784AD0	375,000.0000	01/01/2024	\$361,466.25	\$376,020.00	(\$14,553.75)	(3.87)	AAA	N/A	.0000	.00
			MANHATTAN BEACH CA PENSN OBLG TXBL							
56781RGR2	550,000.0000	08/01/2024	\$539,231.00	\$534,413.00	\$4,818.00	.90	AAA	AAA	.0000	.00
			MARIN CA CMNTY CLG DIST GENERAL OBLIGATION							
574193SN9	18,720,000.0000	03/15/2023	\$18,643,622.40	\$18,720,000.00	(\$76,377.60)	(.41)	AAA	AAA	.0000	.00
			MARYLAND ST TXBL-SER B							
574193TQ1	5,030,000.0000	08/01/2024	\$4,761,398.00	\$5,028,658.50	(\$267,260.50)	(5.31)	AAA	AAA	.0000	.00
			MARYLAND ST TXBL-REF-SER C							
574193UG1	17,765,000.0000	03/01/2024	\$17,022,600.65	\$17,765,000.00	(\$742,399.35)	(4.18)	AAA	AAA	.0000	.00
			MARYLAND ST TXBL-SER B							
574193UV8	7,040,000.0000	08/01/2024	\$6,659,065.60	\$7,040,000.00	(\$380,934.40)	(5.41)	AAA	AAA	.0000	.00
			MARYLAND ST TXBL-SECOND SER B							
574348CB2	515,000.0000	06/01/2023	\$508,366.80	\$516,066.05	(\$7,699.25)	(1.49)	AA	N/A	.0000	.00
			MARYSVILLE CA JT UNIF SCH DIST TXBL-REF							
586752EU7	100,000.0000	08/01/2023	\$98,118.00	\$100,000.00	(\$1,882.00)	(1.88)	AA	A1	.0000	.00
			MENDOTA CA UNIF SCH DIST TXBL-REF							
607802BY0	130,000.0000	11/01/2023	\$126,487.40	\$130,657.80	(\$4,170.40)	(3.19)	AA	N/A	.0000	.00
			MODESTO CA WSTWTR REVENUE TXBL-SER A							
608406GC2	800,000.0000	08/01/2023	\$784,720.00	\$800,000.00	(\$15,280.00)	(1.91)	AA	N/A	.0000	.00
			MOJAVE CA UNIF SCH DIST SCH FA TXBL-REF-SCH FACS IMPT DT 1							
611581AQ2	110,000.0000	05/01/2025	\$106,516.30	\$110,286.00	(\$3,769.70)	(3.42)	AA+	N/A	.0000	.00
			MONROVIA CALIFORNIA PENSN OBLG REVENUE BONDS							
612414EC2	120,000.0000	04/01/2025	\$112,742.40	\$113,916.00	(\$1,173.60)	(1.03)	AA+	N/A	.0000	.00
			MONTEREY CALIFORNIA REGL WST MGMT POLLUTION REVENUE							
61255QAB2	400,000.0000	06/01/2023	\$394,420.00	\$398,960.00	(\$4,540.00)	(1.14)	AA	N/A	.0000	.00
			MONTEREY PK CA PENSN OBLIG TXBL-SER A							
61741GAC4	130,000.0000	09/01/2024	\$122,194.80	\$128,954.80	(\$6,760.00)	(5.24)	AA	N/A	.0000	.00
			MORGAN HILL CA REDEV AGY SUCCE TXBL-REF							
623040NR9	150,000.0000	08/01/2024	\$142,074.00	\$150,309.00	(\$8,235.00)	(5.48)	AA	AA1	.0000	.00

Principal Custody Solutions
Market/Cost Value Comparison Report
By Account By Industry Class

General Reporting
 From Month End 01/31/2023
 02/01/2023 07:11:21 AM PST

ACCOUNT: All Accounts Selected

* = Trade or Other Activity Pending

<u>Asset ID</u>	<u>Units</u>	<u>Maturity Date</u>	<u>Market Value</u>	<u>Fed Tax Cost</u>	<u>Gain/Loss Amount</u>	<u>%</u>	<u>S & P Rating</u>	<u>Moody's Rating</u>	<u>Units in Transition</u>	<u>Encumbrd Units</u>
MOUNT SAN ANTONIO CA CMNTY CLG TXBL-REF										
63540QAB3	1,655,000.0000	11/01/2023	\$1,605,995.45	\$1,657,548.70	(\$51,553.25)	(3.11)	AA-	N/A	.0000	.00
NATIONAL CITY CA PENSN OBLIG TXBL										
6712054H2	360,000.0000	08/01/2023	\$353,156.40	\$360,000.00	(\$6,843.60)	(1.90)	AA	AA3	.0000	.00
OAK GROVE CA SCH DIST TXBL-REF										
6712054J8	600,000.0000	08/01/2024	\$568,170.00	\$600,000.00	(\$31,830.00)	(5.31)	AA	AA3	.0000	.00
OAK GROVE CA SCH DIST TXBL-REF										
672319CE8	100,000.0000	12/15/2023	\$99,707.00	\$108,686.00	(\$8,979.00)	(8.26)	AA	AA1	.0000	.00
OAKLAND CA PENSN OBLG TXBL										
677765GU7	2,050,000.0000	08/01/2023	\$2,025,441.00	\$2,120,630.50	(\$95,189.50)	(4.49)	AA+	AA1	.0000	.00
OHLONE CA CMNTY CLG DIST TXBL-REF										
677765GV5	115,000.0000	08/01/2024	\$111,113.00	\$117,413.85	(\$6,300.85)	(5.37)	AA+	AA1	.0000	.00
OHLONE CA CMNTY CLG DIST TXBL-REF										
683042AJ4	115,000.0000	05/15/2025	\$110,314.90	\$112,044.50	(\$1,729.60)	(1.54)	AA	N/A	.0000	.00
ONTARIO CALIFORNIA INTL AIRPORT AIRPORT REVENUE										
683050BT4	200,000.0000	08/01/2023	\$196,396.00	\$195,016.00	\$1,380.00	.71	AA	N/A	.0000	.00
ONTARIO CALIFORNIA WTR REVENUE WATER REVENUE										
692020T34	550,000.0000	08/01/2023	\$538,730.50	\$550,000.00	(\$11,269.50)	(2.05)	AA	N/A	.0000	.00
OXNARD CA SCH DIST TXBL-REF										
69511AAR5	150,000.0000	06/01/2024	\$145,602.00	\$155,250.00	(\$9,648.00)	(6.21)	AA+	N/A	.0000	.00
PACIFICA CA PENSN OBLG TXBL-REF										
696624AW5	3,500,000.0000	10/01/2023	\$3,460,695.00	\$3,650,150.00	(\$189,455.00)	(5.19)	AA	N/A	.0000	.00
PALM DESERT CA REDEV AGY SUCCE TXBL-REF-SER B										
69671TEW5	100,000.0000	08/01/2024	\$97,422.00	\$106,690.00	(\$9,268.00)	(8.69)	AA	A2	.0000	.00
PALMDALE CA ELEM SCH DIST SPLT TXBL-REF-CMNTY FACS DIST #90-1										
697511FA6	400,000.0000	08/01/2023	\$392,292.00	\$400,000.00	(\$7,708.00)	(1.93)	AA	AA2	.0000	.00
PALOMAR CA CMNTY CLG DIST TXBL-REF										
699197AA7	500,000.0000	06/01/2023	\$493,210.00	\$500,000.00	(\$6,790.00)	(1.36)	AA-	N/A	.0000	.00
PARAMOUNT CA PENSN OBLIG TXBL										
70227RAV2	180,000.0000	05/01/2024	\$173,788.20	\$186,658.20	(\$12,870.00)	(6.89)	AAA	N/A	.0000	.00

Principal Custody Solutions
Market/Cost Value Comparison Report
By Account By Industry Class

General Reporting
 From Month End 01/31/2023
 02/01/2023 07:11:21 AM PST

ACCOUNT: All Accounts Selected

* = Trade or Other Activity Pending

<u>Asset ID</u>	<u>Units</u>	<u>Maturity Date</u>	<u>Market Value</u>	<u>Fed Tax Cost</u>	<u>Gain/Loss Amount</u>	<u>%</u>	<u>S & P Rating</u>	<u>Moody's Rating</u>	<u>Units in Transition</u>	<u>Encumbrd Units</u>
			PASADENA CA PENSION OBLIG TXBL-REF-SER A							
724581VZ3	1,145,000.0000	08/01/2023	\$1,122,271.75	\$1,145,000.00	(\$22,728.25)	(1.99)	AA	N/A	.0000	.00
			PITTSBURG CA UNIF SCH DIST TXBL-REF							
73208PBD2	100,000.0000	08/01/2023	\$99,596.00	\$107,533.00	(\$7,937.00)	(7.38)	AA-	N/A	.0000	.00
			POMONA CA PENSN OBLG SER BJ-TXBL-REV							
738769AC2	675,000.0000	06/01/2025	\$629,106.75	\$638,077.50	(\$8,970.75)	(1.41)	AAA	N/A	.0000	.00
			POWAY CALIFORNIA PENSION OBLIG REVENUE BONDS							
752096AC1	255,000.0000	08/01/2024	\$241,541.10	\$254,701.65	(\$13,160.55)	(5.17)	AA	N/A	.0000	.00
			RANCHO ADOBE FIRE PROT DIST CA TXBL-CALPERS UAL PREPAYMENT PR							
75213EAZ7	200,000.0000	05/01/2024	\$195,274.00	\$197,436.00	(\$2,162.00)	(1.10)	AA	N/A	.0000	.00
			RANCHO CUCAMONGA CALIFORNIA PUBLIC REVENUE BONDS							
76702DX0	30,000.0000	09/01/2023	\$29,183.10	\$30,000.00	(\$816.90)	(2.72)	AA	N/A	.0000	.00
			RIO CA ELEM SCH DIST CMNTY FAC TXBL-REF							
767032HY4	125,000.0000	08/01/2023	\$122,662.50	\$125,000.00	(\$2,337.50)	(1.87)	AA	N/A	.0000	.00
			RIO CA ELEM SCH DIST TXBL-REF							
769036BK9	855,000.0000	06/01/2023	\$847,142.55	\$850,463.35	(\$3,320.80)	(.39)	AA	N/A	.0000	.00
			RIVERSIDE CA PENSN OBLG TXBL-SER A							
76913CAX7	715,000.0000	02/15/2023	\$714,377.95	\$731,793.15	(\$17,415.20)	(2.38)	AA	AA2	.0000	.00
			RIVERSIDE CNTY CA PENSN OBLG TXBL							
77735AAE7	140,000.0000	01/01/2025	\$131,580.40	\$133,756.00	(\$2,175.60)	(1.63)	AA	N/A	.0000	.00
			ROSEDALE-RIO BRAVO CALIFORNIA WTR WATER REVENUE							
785840JW0	285,000.0000	10/01/2023	\$281,468.85	\$301,735.20	(\$20,266.35)	(6.72)	AA	AA3	.0000	.00
			SACRAMENTO CA AREA FLOOD CONTR TXBL-REF-CONSOL CAPITAL ASSMT							
786056BB6	120,000.0000	08/01/2023	\$120,866.40	\$134,578.80	(\$13,712.40)	(10.19)	AA	A1	.0000	.00
			SACRAMENTO CA PENSN OBLG TXBL-SER A							
796839BP2	175,000.0000	08/01/2023	\$175,929.25	\$176,169.00	(\$239.75)	(.14)	AA+	AA1	.0000	.00
			SAN BERNARDINO CNTY CALIF TXBL							
797010MW2	100,000.0000	10/01/2023	\$97,229.00	\$100,504.00	(\$3,275.00)	(3.26)	AA	N/A	.0000	.00
			SAN BUENAVENTURA CA COPS TXBL-REF-COPS-SER B							
797272QN4	1,540,000.0000	08/01/2023	\$1,521,597.00	\$1,516,809.50	\$4,787.50	.32	AAA	AAA	.0000	.00

Principal Custody Solutions
Market/Cost Value Comparison Report
By Account By Industry Class

General Reporting
 From Month End 01/31/2023
 02/01/2023 07:11:21 AM PST

ACCOUNT: All Accounts Selected

* = Trade or Other Activity Pending

<u>Asset ID</u>	<u>Units</u>	<u>Maturity Date</u>	<u>Market Value</u>	<u>Fed Tax Cost</u>	<u>Gain/Loss Amount</u>	<u>%</u>	<u>S & P Rating</u>	<u>Moody's Rating</u>	<u>Units in Transition</u>	<u>Encumbrd Units</u>
			SAN DIEGO CA CMNTY CLG DIST TXBL-REF-SER A							
797272QQ7	255,000.0000	08/01/2025	\$243,216.45	\$239,557.20	\$3,659.25	1.53	AAA	AAA	.0000	.00
			SAN DIEGO CA CMNTY CLG DIST TXBL-REF-SER A							
797272RK9	1,000,000.0000	08/01/2023	\$981,630.00	\$993,105.00	(\$11,475.00)	(1.16)	AAA	AAA	.0000	.00
			SAN DIEGO CA CMNTY CLG DIST TXBL-REF							
797272RL7	130,000.0000	08/01/2024	\$123,838.00	\$122,112.90	\$1,725.10	1.41	AAA	AAA	.0000	.00
			SAN DIEGO CALIFORNIA CMNTY CLG DIST GENERAL OBLIGATION							
79730WBM1	470,000.0000	09/01/2024	\$458,644.80	\$503,092.70	(\$44,447.90)	(8.83)	AA	N/A	.0000	.00
			SAN DIEGO CA REDEV AGY SUCCESS TXBL-REF-SUB-SER B							
797330AH0	150,000.0000	06/01/2024	\$147,426.00	\$160,470.00	(\$13,044.00)	(8.13)	A	N/A	.0000	.00
			SAN DIEGO CA TOBACCO SETTLEMEN TXBL-REF-SER A							
797400LC0	255,000.0000	04/01/2025	\$243,688.20	\$241,961.85	\$1,726.35	.71	AAA	N/A	.0000	.00
			SAN DIEGO CNTY CALIFORNIA REGL TRANS REVENUE BONDS							
797400MQ8	105,000.0000	04/01/2025	\$97,659.45	\$97,698.30	(\$38.85)	(.04)	AAA	N/A	.0000	.00
			SAN DIEGO CNTY CALIFORNIA REGL TRANS REVENUE BONDS							
797412DL4	150,000.0000	05/01/2024	\$143,083.50	\$140,857.50	\$2,226.00	1.58	AAA	AA2	.0000	.00
			SAN DIEGO CNTY CALIFORNIA WTR AUTH WATER REVENUE							
797412DM2	200,000.0000	05/01/2025	\$184,786.00	\$181,005.00	\$3,781.00	2.09	AAA	AA2	.0000	.00
			SAN DIEGO CNTY CA WTR AUTH TXBL-GREEN BOND-REF-SER A							
797646NA0	4,515,000.0000	06/15/2023	\$4,526,784.15	\$4,822,832.70	(\$296,048.55)	(6.14)	AAA	AAA	.0000	.00
			SAN FRANCISCO CITY & CNTY CA BUILD AMERICA BONDS							
79765DT83	410,000.0000	04/01/2024	\$402,488.80	\$409,889.30	(\$7,400.50)	(1.81)	AA+	AA1	.0000	.00
			SAN FRANCISCO CITY & CNTY CALIFORNIA REVENUE BONDS							
797679CA3	150,000.0000	03/01/2023	\$149,601.00	\$153,694.50	(\$4,093.50)	(2.66)	A	AA3	.0000	.00
			SAN FRANCISCO CITY & CNTY CA P TXBL-REF-SER B							
797686EK4	1,500,000.0000	03/01/2023	\$1,494,600.00	\$1,499,565.00	(\$4,965.00)	(.33)	A+	AA3	.0000	.00
			SAN FRANCISCO CA MUNI TRANSPRT TXBL-REF							
797686EL2	1,350,000.0000	03/01/2024	\$1,290,816.00	\$1,350,000.00	(\$59,184.00)	(4.38)	A+	AA3	.0000	.00
			SAN FRANCISCO CA MUNI TRANSPRT TXBL-REF							
79771FAW7	175,000.0000	11/01/2023	\$170,033.50	\$174,811.00	(\$4,777.50)	(2.73)	AA-	AA2	.0000	.00

Principal Custody Solutions
Market/Cost Value Comparison Report
By Account By Industry Class

General Reporting
 From Month End 01/31/2023
 02/01/2023 07:11:21 AM PST

ACCOUNT: All Accounts Selected
 * = Trade or Other Activity Pending

<u>Asset ID</u>	<u>Units</u>	<u>Maturity Date</u>	<u>Market Value</u>	<u>Fed Tax Cost</u>	<u>Gain/Loss Amount</u>	<u>%</u>	<u>S & P Rating</u>	<u>Moody's Rating</u>	<u>Units in Transition</u>	<u>Encumbrd Units</u>
			SAN FRANCISCO CA CITY & CNTY P TXBL-REF-SER EFGH-SUBSER G							
79773KBE3	300,000.0000	06/15/2023	\$294,843.00	\$300,000.00	(\$5,157.00)	(1.72)	AAA	AAA	.0000	.00
			SAN FRANCISCO CA CITY & CNTY TXBL-SER C							
79773KDA9	2,890,000.0000	06/15/2023	\$2,837,141.90	\$2,890,000.00	(\$52,858.10)	(1.83)	AAA	AAA	.0000	.00
			SAN FRANCISCO CA CITY & CNTY TXBL-SER A-SOCIAL BONDS							
798135E88	100,000.0000	09/01/2025	\$94,705.00	\$93,160.00	\$1,545.00	1.66	AA+	AA1	.0000	.00
			SAN JOSE CA TXBL-SER B							
798712DD4	210,000.0000	11/15/2023	\$210,447.30	\$210,546.00	(\$98.70)	(.05)	AA+	N/A	.0000	.00
			SAN LUIS OBISPO CNTY CALIFORNIA FING REVENUE BONDS							
798712DE2	1,300,000.0000	11/15/2024	\$1,309,191.00	\$1,298,687.00	\$10,504.00	.81	AA+	N/A	.0000	.00
			SAN LUIS OBISPO CNTY CALIFORNIA FING REVENUE BONDS							
799408Z77	2,870,000.0000	08/01/2024	\$2,719,726.80	\$2,706,480.80	\$13,246.00	.49	AA+	AA1	.0000	.00
			SAN RAMON VLY CA UNIF SCH DIST TXBL-REF							
801096AR9	145,000.0000	09/01/2023	\$144,121.30	\$147,102.50	(\$2,981.20)	(2.03)	AA	N/A	.0000	.00
			SANTA ANA CA CMNTY REDEV AGY S TXBL-REF-TAX ALLOCATION-SER B							
801546QU9	990,000.0000	08/01/2024	\$957,795.30	\$1,005,922.00	(\$48,126.70)	(4.78)	AAA	N/A	.0000	.00
			SANTA CLARA CNTY CA TXBL-SER B							
80169PEL3	355,000.0000	06/01/2023	\$350,722.25	\$355,000.00	(\$4,277.75)	(1.21)	AA+	N/A	.0000	.00
			SANTA CLARITA CA PUBLIC FIN AU TXBL-SER A-T							
80182AAC3	1,000,000.0000	06/01/2024	\$948,460.00	\$938,770.00	\$9,690.00	1.03	AAA	N/A	.0000	.00
			SANTA CRUZ CNTY CALIFORNIA PENSN REVENUE BONDS							
80182AAD1	365,000.0000	06/01/2025	\$335,719.70	\$331,514.90	\$4,204.80	1.27	AAA	N/A	.0000	.00
			SANTA CRUZ CNTY CALIFORNIA PENSN REVENUE BONDS							
80218YAG0	200,000.0000	09/01/2023	\$197,102.00	\$206,788.00	(\$9,686.00)	(4.68)	A+	N/A	.0000	.00
			SANTA FE SPRINGS CA CMNTY DEV TXBL-REF-SUB							
802385RN6	150,000.0000	08/01/2023	\$147,040.50	\$150,000.00	(\$2,959.50)	(1.97)	AA+	AA2	.0000	.00
			SANTA MONICA CA CMNTY CLG DIST TXBL-REF							
802385RP1	125,000.0000	08/01/2024	\$118,278.75	\$116,176.25	\$2,102.50	1.81	AA+	AA2	.0000	.00
			SANTA MONICA CALIFORNIA CMNT CLG DIS GENERAL OBLIGATION							
802498YY5	145,000.0000	08/01/2024	\$136,784.30	\$144,898.50	(\$8,114.20)	(5.60)	AA+	AA1	.0000	.00

Principal Custody Solutions
Market/Cost Value Comparison Report
By Account By Industry Class

General Reporting
 From Month End 01/31/2023
 02/01/2023 07:11:21 AM PST

ACCOUNT: All Accounts Selected

* = Trade or Other Activity Pending

<u>Asset ID</u>	<u>Units</u>	<u>Maturity Date</u>	<u>Market Value</u>	<u>Fed Tax Cost</u>	<u>Gain/Loss Amount</u>	<u>%</u>	<u>S & P Rating</u>	<u>Moody's Rating</u>	<u>Units in Transition</u>	<u>Encumbrd Units</u>
			SANTA MONICA-MALIBU CA UNIF SC TXBL-REF							
802598NT5	725,000.0000	08/01/2023	\$710,079.50	\$725,000.00	(\$14,920.50)	(2.06)	AA	AA3	.0000	.00
			SANTA ROSA CA ELEM SCH DIST TXBL-REF-SER B							
802615J62	725,000.0000	08/01/2023	\$709,898.25	\$725,000.00	(\$15,101.75)	(2.08)	AA	AA2	.0000	.00
			SANTA ROSA CA HIGH SCH DIST TXBL-REF							
82707BDL0	4,545,000.0000	08/01/2024	\$4,297,524.75	\$4,543,863.75	(\$246,339.00)	(5.42)	AA	AA2	.0000	.00
			SILICON VLY CA CLEAN WTR WSTWT TXBL-REF-SER A							
835569GR9	1,300,000.0000	08/01/2024	\$1,256,658.00	\$1,363,080.00	(\$106,422.00)	(7.81)	AA	AA2	.0000	.00
			SONOMA CNTY CA JNR CLG DIST TXBL-REF							
845389LN3	100,000.0000	08/01/2023	\$97,906.00	\$97,602.00	\$304.00	.31	AA-	AA2	.0000	.00
			SOUTHWESTERN CALIFORNIA CMNTY CLG GENERAL OBLIGATION							
854434AB3	265,000.0000	04/01/2024	\$253,366.50	\$266,232.25	(\$12,865.75)	(4.83)	AA-	N/A	.0000	.00
			STANISLAUS CA CONSOL FIRE PROT TXBL-PENSION OBLIGATION BONDS							
86459ADK5	295,000.0000	03/01/2023	\$294,073.70	\$297,115.15	(\$3,041.45)	(1.02)	AA	N/A	.0000	.00
			LAKE ELSINORE CA REDEV AGY SUC TXBL-SUB-SER C							
86460ECC3	400,000.0000	09/01/2023	\$390,532.00	\$400,000.00	(\$9,468.00)	(2.37)	AA	N/A	.0000	.00
			SUCCESSOR AGY TO THE RICHMONDC TXBL-SER B							
865483GS4	685,000.0000	09/01/2023	\$668,005.15	\$686,726.20	(\$18,721.05)	(2.73)	AA	N/A	.0000	.00
			SULPHUR SPRINGS CA UNION SCH D TXBL-REF-CFD NO. 2002-1 -SER B							
891371AC0	1,830,000.0000	10/01/2023	\$1,791,295.50	\$1,844,470.35	(\$53,174.85)	(2.88)	AA	N/A	.0000	.00
			TORRANCE CA JT PWRS FING AUTH TXBL							
91412GQE8	100,000.0000	05/15/2023	\$99,463.00	\$103,134.00	(\$3,671.00)	(3.56)	AA	AA2	.0000	.00
			UNIV OF CALIFORNIA CA REVENUES TXBL-GEN-SER AG							
916544ES4	435,000.0000	08/01/2023	\$426,704.55	\$426,108.75	\$595.80	.14	AA	N/A	.0000	.00
			UPPER SANTA CLARA CALIFORNIA WATER REVENUE							
923040GU7	350,000.0000	08/01/2024	\$337,316.00	\$358,113.00	(\$20,797.00)	(5.81)	AA+	AA1	.0000	.00
			VENTURA CNTY CA CMNTY CLG DIST TXBL-REF							
923040GV5	175,000.0000	08/01/2025	\$166,138.00	\$163,784.25	\$2,353.75	1.44	AA+	AA1	.0000	.00
			VENTURA CNTY CALIFORNIA CMNTY CLG GENERAL OBLIGATION							
923078CT4	1,250,000.0000	11/01/2023	\$1,218,162.50	\$1,259,850.00	(\$41,687.50)	(3.31)	AA+	AA1	.0000	.00

Principal Custody Solutions
Market/Cost Value Comparison Report
By Account By Industry Class

General Reporting
 From Month End 01/31/2023
 02/01/2023 07:11:21 AM PST

ACCOUNT: All Accounts Selected

* = Trade or Other Activity Pending

<u>Asset ID</u>	<u>Units</u>	<u>Maturity Date</u>	<u>Market Value</u>	<u>Fed Tax Cost</u>	<u>Gain/Loss Amount</u>	<u>%</u>	<u>S & P Rating</u>	<u>Moody's Rating</u>	<u>Units in Transition</u>	<u>Encumbrd Units</u>
VENTURA CNTY CA PUBLIC FING AU TXBL-REF-A										
923078CV9	175,000.0000	11/01/2025	\$160,958.00	\$158,725.00	\$2,233.00	1.41	AA+	AA1	.0000	.00
VENTURA CNTY CALIFORNIA PUBLIC FIN FACILITIES REVENUE										
9281097H4	585,000.0000	06/01/2024	\$576,880.20	\$632,326.50	(\$55,446.30)	(8.77)	AAA	AAA	.0000	.00
VIRGINIA ST TXBL-REF-SER B										
928346PU3	105,000.0000	08/01/2023	\$102,924.15	\$105,234.15	(\$2,310.00)	(2.20)	AA	N/A	.0000	.00
VISTA CA UNIF SCH DIST TXBL-REF										
928346PV1	2,350,000.0000	08/01/2024	\$2,219,810.00	\$2,361,397.50	(\$141,587.50)	(6.00)	AA	N/A	.0000	.00
VISTA CA UNIF SCH DIST TXBL-REF										
933002AB3	100,000.0000	06/01/2025	\$91,804.00	\$89,777.00	\$2,027.00	2.26	AA+	N/A	.0000	.00
WALNUT VLY CALIFORNIA WTR DIST WTR WATER REVENUE										
9523472D3	500,000.0000	08/01/2023	\$492,795.00	\$510,500.00	(\$17,705.00)	(3.47)	AA-	A1	.0000	.00
W CONTRA COSTA CA UNIF SCH DIS TXBL-REF										
9523474T6	1,960,000.0000	08/01/2023	\$1,919,976.80	\$1,960,000.00	(\$40,023.20)	(2.04)	AA	N/A	.0000	.00
W CONTRA COSTA CA UNIF SCH DIS TXBL-REF-SER B										
9523474U3	4,375,000.0000	08/01/2024	\$4,137,743.75	\$4,375,000.00	(\$237,256.25)	(5.42)	AA	N/A	.0000	.00
W CONTRA COSTA CA UNIF SCH DIS TXBL-REF-SER B										
95332RDF3	260,000.0000	04/01/2023	\$258,583.00	\$260,000.00	(\$1,417.00)	(.55)	AA+	N/A	.0000	.00
W HOLLYWOOD CA PUBLIC FING AUT TXBL-SER B										
96062CBM7	170,000.0000	11/01/2023	\$165,207.70	\$171,213.80	(\$6,006.10)	(3.51)	AA	N/A	.0000	.00
WESTMINSTER CA REDEV AGY SUCCE TXBL-REF-SUB-WESTMINSTER COMM										
MUNICIPAL ZERO COUPON										
171314JY4	2,000,000.0000	08/01/2023	\$1,974,120.00	\$1,987,300.00	(\$13,180.00)	(.66)	AA-	N/A	.0000	.00
CHULA VISTA CA ELEM SCH DIS ZERO CPN BANS-CABS										
SUBTOTAL	186,875,000.0000		\$181,491,823.90	\$187,378,793.20	(\$5,886,969.30)	(3.14)			.0000	.00
OTHER FIXED INCOME SECURITIES										
PRIVATE PLACEMENTS										
637639AA3	13,780,000.0000	04/23/2023	\$13,673,067.20	\$13,924,607.60	(\$251,540.40)	(1.81)	AA+	AAA	.0000	.00
NATIONAL SECS CLEARING 144A PRIV PLCMT 1.200 04/23/2023										
637639AC9	27,350,000.0000	12/07/2023	\$26,360,477.00	\$27,215,144.55	(\$854,667.55)	(3.14)	AA+	AAA	.0000	.00

Principal Custody Solutions
Market/Cost Value Comparison Report
By Account By Industry Class

General Reporting
 From Month End 01/31/2023
 02/01/2023 07:11:21 AM PST

ACCOUNT: All Accounts Selected

* = Trade or Other Activity Pending

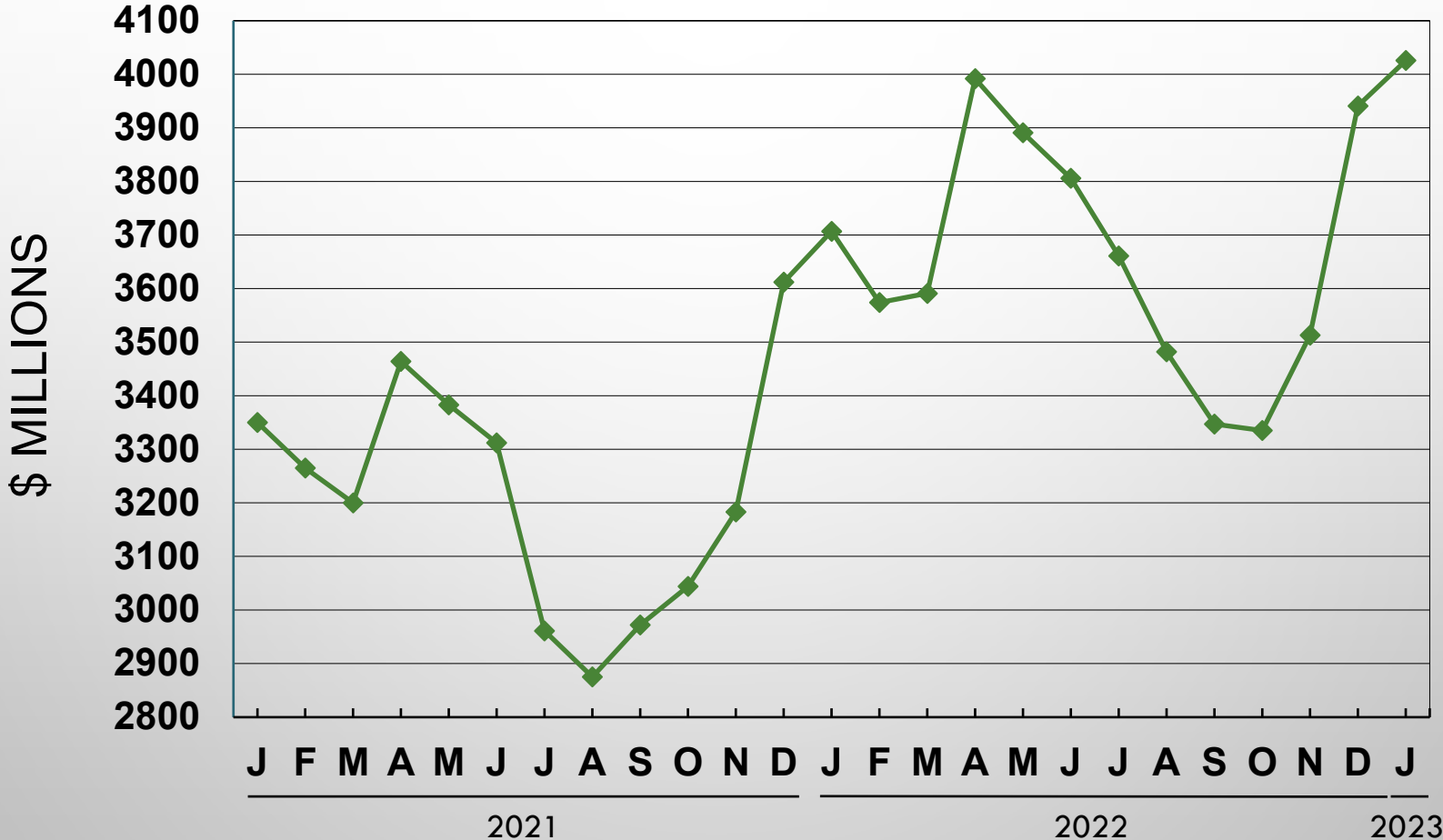
<u>Asset ID</u>	<u>Units</u>	<u>Maturity Date</u>	<u>Market Value</u>	<u>Fed Tax Cost</u>	<u>Gain/Loss Amount</u>	<u>%</u>	<u>S & P Rating</u>	<u>Moody's Rating</u>	<u>Units in Transition</u>	<u>Encumbrd Units</u>
NATIONAL SECS CLEARING 144A PRIV PLCMT 0.400 12/07/2023										
SUBTOTAL	41,130,000.0000		\$40,033,544.20	\$41,139,752.15	(\$1,106,207.95)	(2.69)			.0000	.00
OTHER ASSETS										
OTHER ASSETS										
MS6232818	55,000,000.0000		\$55,000,000.00	\$55,000,000.00	\$.00	.00			.0000	.00
			CA LAIF STATE OF CALIFORNIA INVESTMENT FD							
MS6615459	25,000,000.0000		\$24,890,275.00	\$25,000,000.00	(\$109,725.00)	(.44)			.0000	.00
			CALTRUST SHORT TERM ACCT							
SUBTOTAL	80,000,000.0000		\$79,890,275.00	\$80,000,000.00	(\$109,725.00)	(.14)			.0000	.00
ACCOUNT 11435100 TOTAL	3,970,415,888.8900		\$3,893,559,508.38	\$3,951,433,360.98	(\$57,873,852.60)	(1.46)			.0000	.00
GRAND TOTAL	3,970,415,888.8900		\$3,893,559,508.38	\$3,951,433,360.98	(\$57,873,852.60)	(1.46)			.0000	.00

END OF REPORT

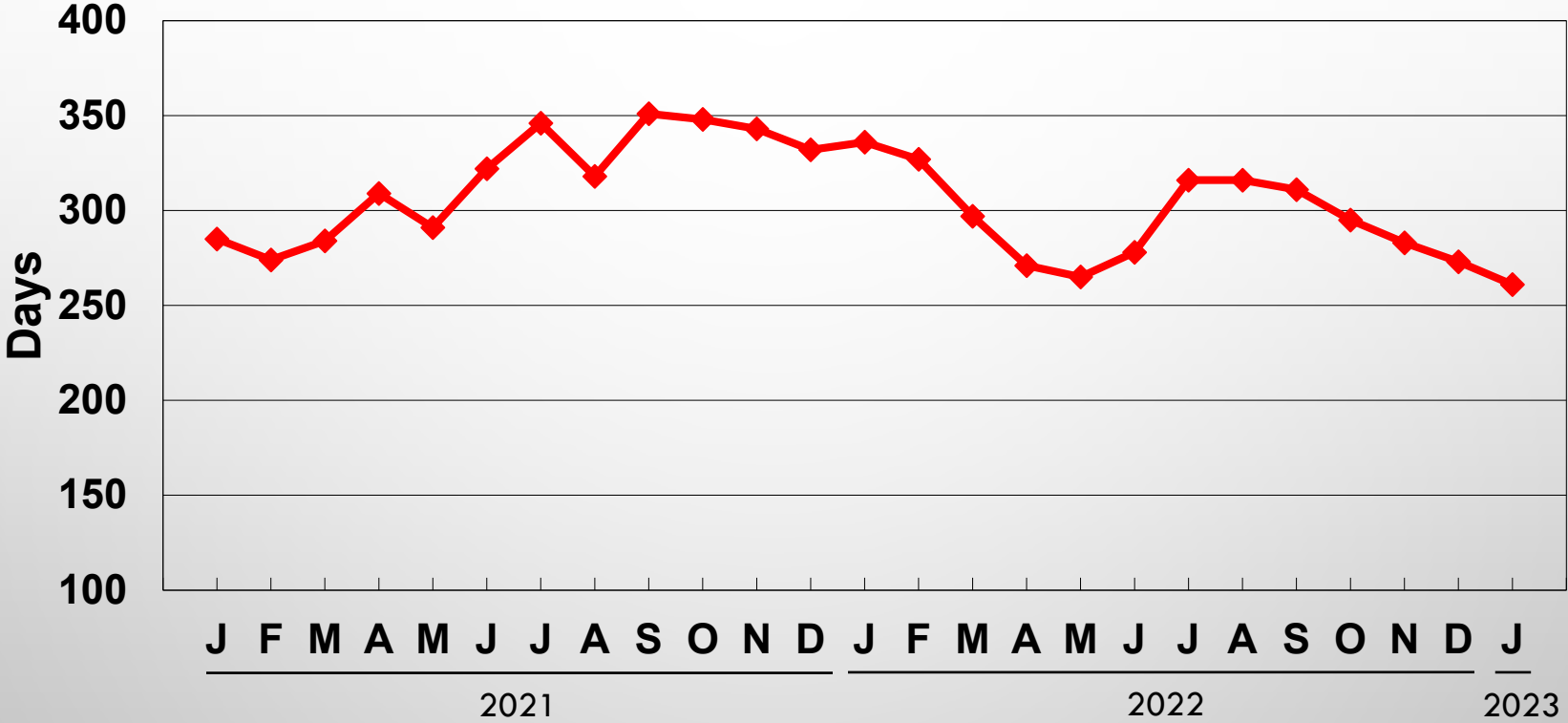
MONTHLY TRANSACTIONS REPORT - JANUARY 2023

Transaction Date	Purchase/ Sale	Par Amount	Security Type	Security Name	Maturity Date	Yield
01/10/23	Purchase	\$ 30,000,000.00	SUPRANATIONAL	IADB DISCOUNT NOTE	02/16/23	4.277
01/11/23	Purchase	\$ 25,000,000.00	YCD	STANDARD CHARTERED BK NY	10/04/23	5.250
01/11/23	Purchase	\$ 10,000,000.00	GA	FHLB DISCOUNT NOTE	01/05/24	4.863
01/17/23	Purchase	\$ 25,000,000.00	YCD	STANDARD CHARTERED BK NY	10/05/23	5.230
01/17/23	Purchase	\$ 25,000,000.00	YCD	DNB NOR BANK ASA NY	11/06/23	5.110
01/18/23	Purchase	\$ 10,000,000.00	GA	FHLB DISCOUNT NOTE	11/16/23	4.859
01/24/23	Purchase	\$ 10,000,000.00	GA	FHLB DISCOUNT NOTE	11/20/23	4.885
01/25/23	Purchase	\$ 10,000,000.00	GA	FHLB DISCOUNT NOTE	11/30/23	4.878
01/27/23	Purchase	\$ 25,000,000.00	YCD	DNB NOR BANK ASA NY	12/20/23	5.080

PORTFOLIO AVERAGE MONTHLY BALANCE



AVERAGE MATURITY



YIELD COMPARISON

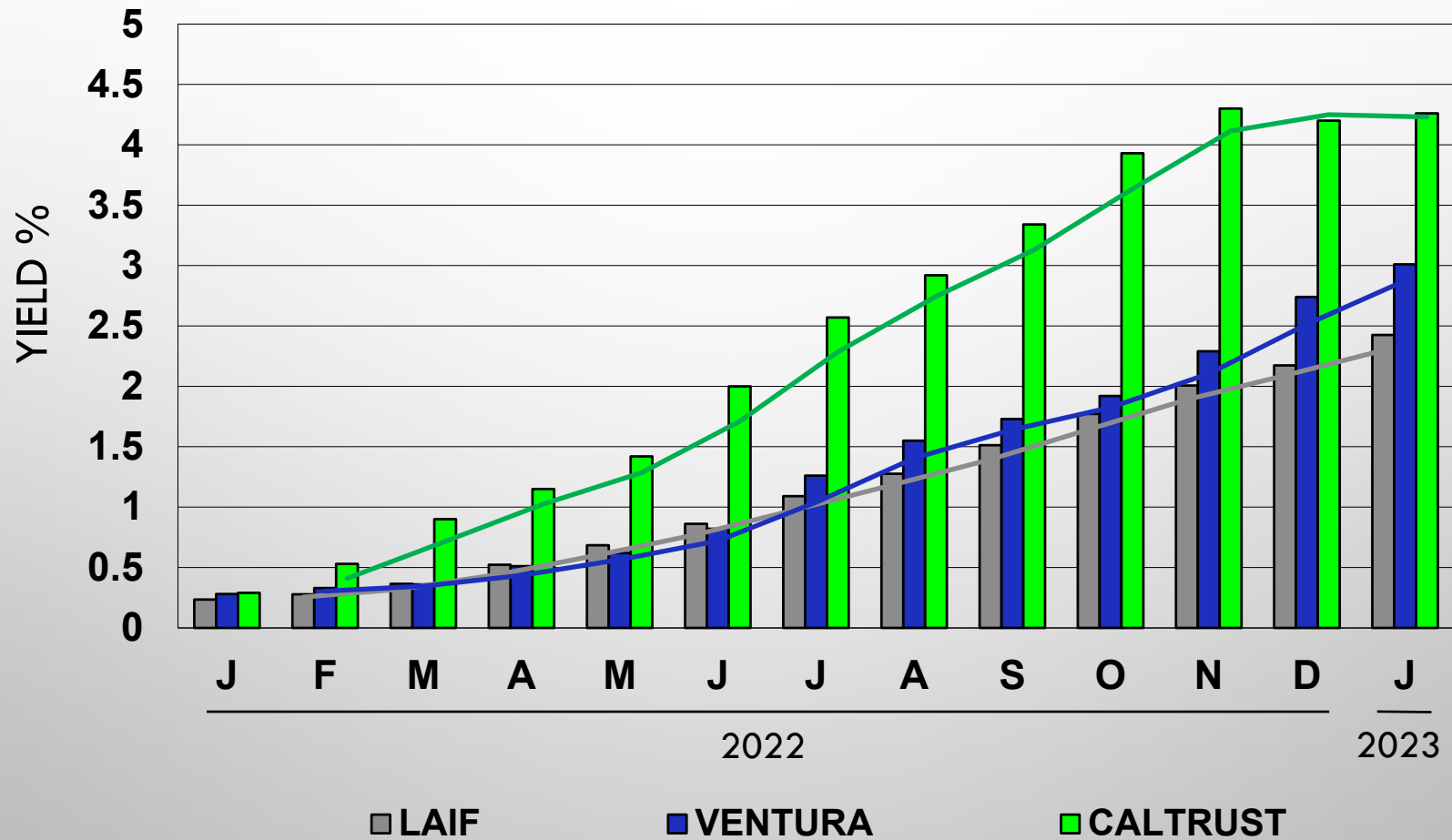
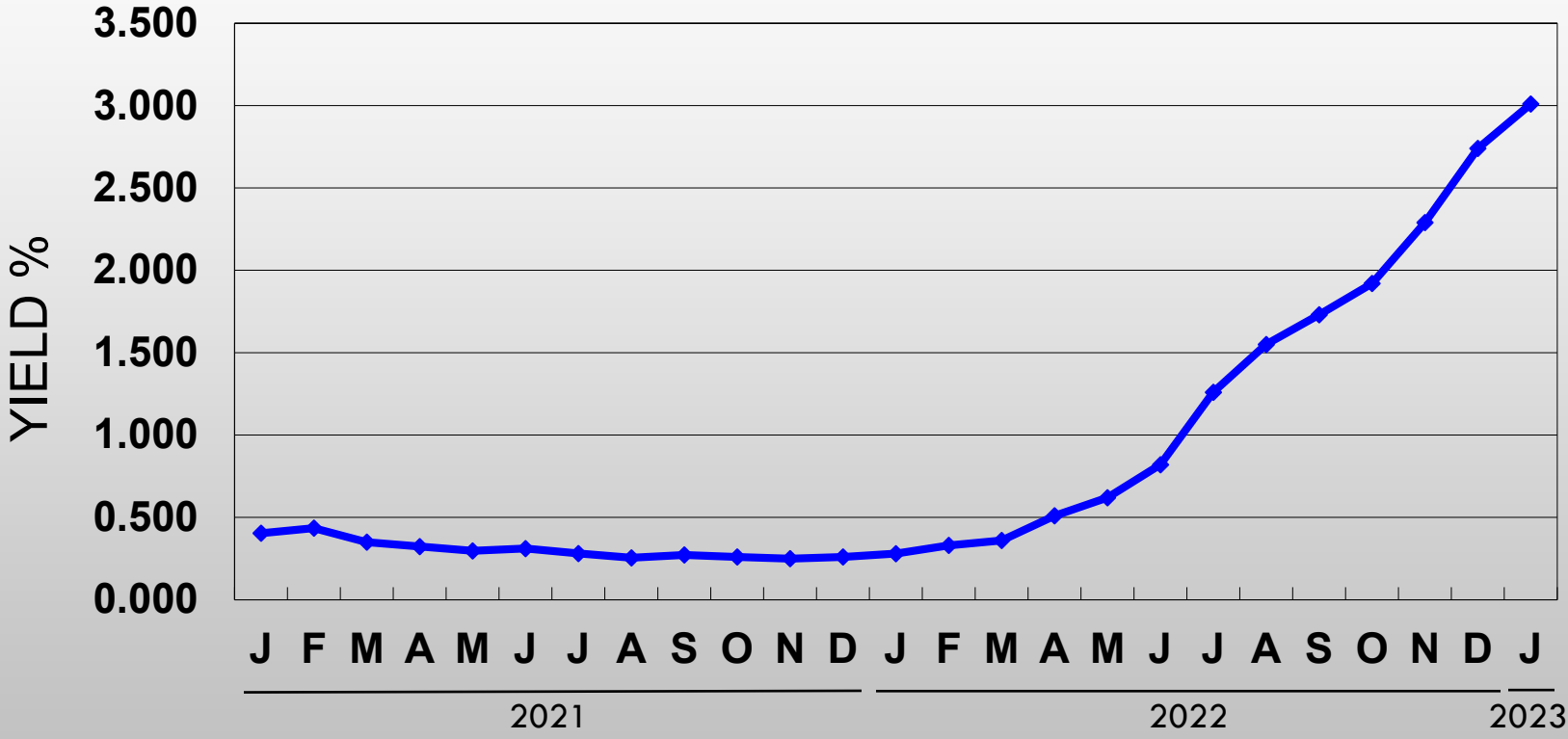


EXHIBIT 5

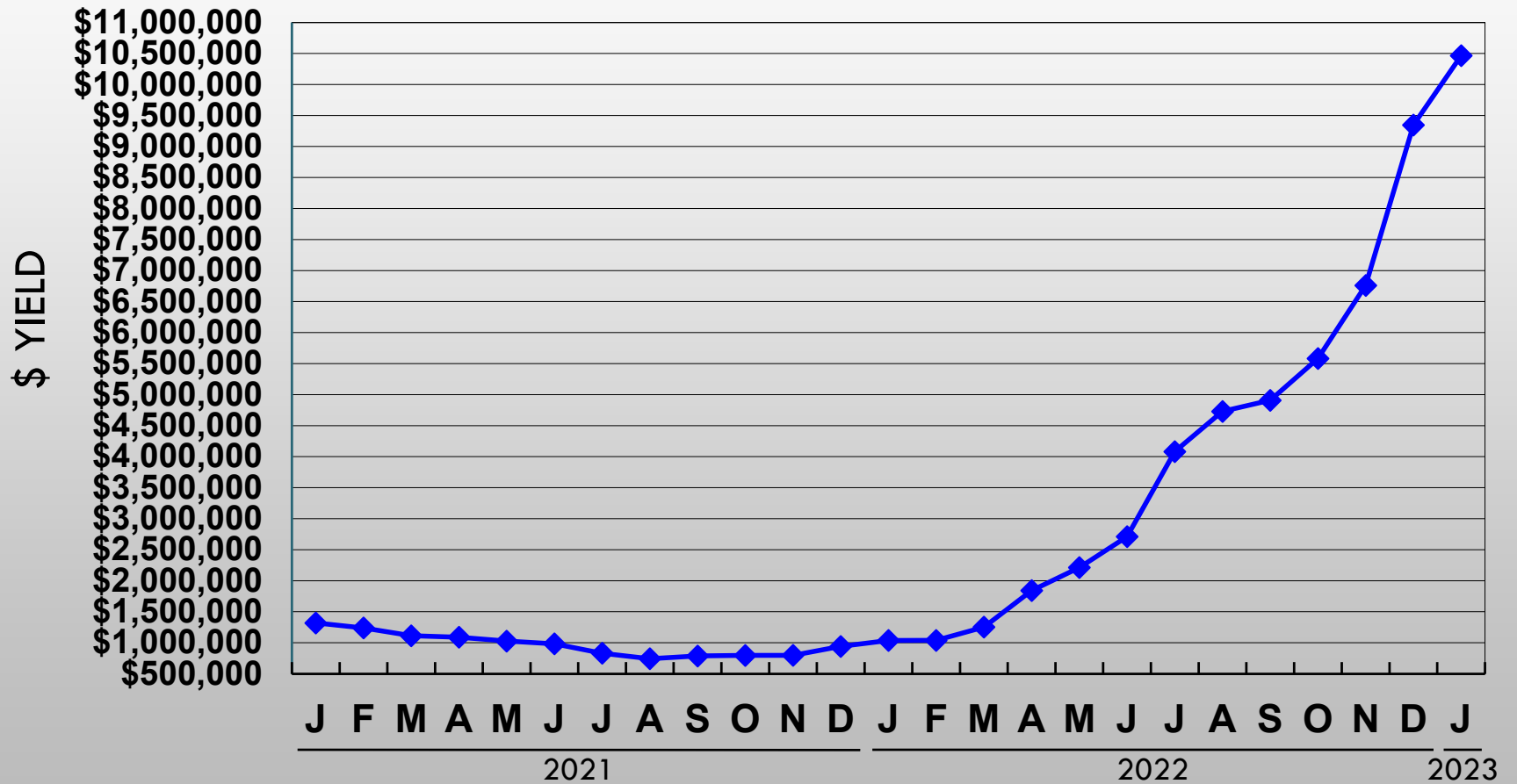
The Ventura County annualized percentage yield is reported net of the administrative fee.

ROLLING 2-YEAR % YIELD



The Ventura County annualized percentage yield is net of the administrative fee.

ROLLING 2-YEAR \$ YIELD



PORTFOLIO HOLDINGS BY CLASS

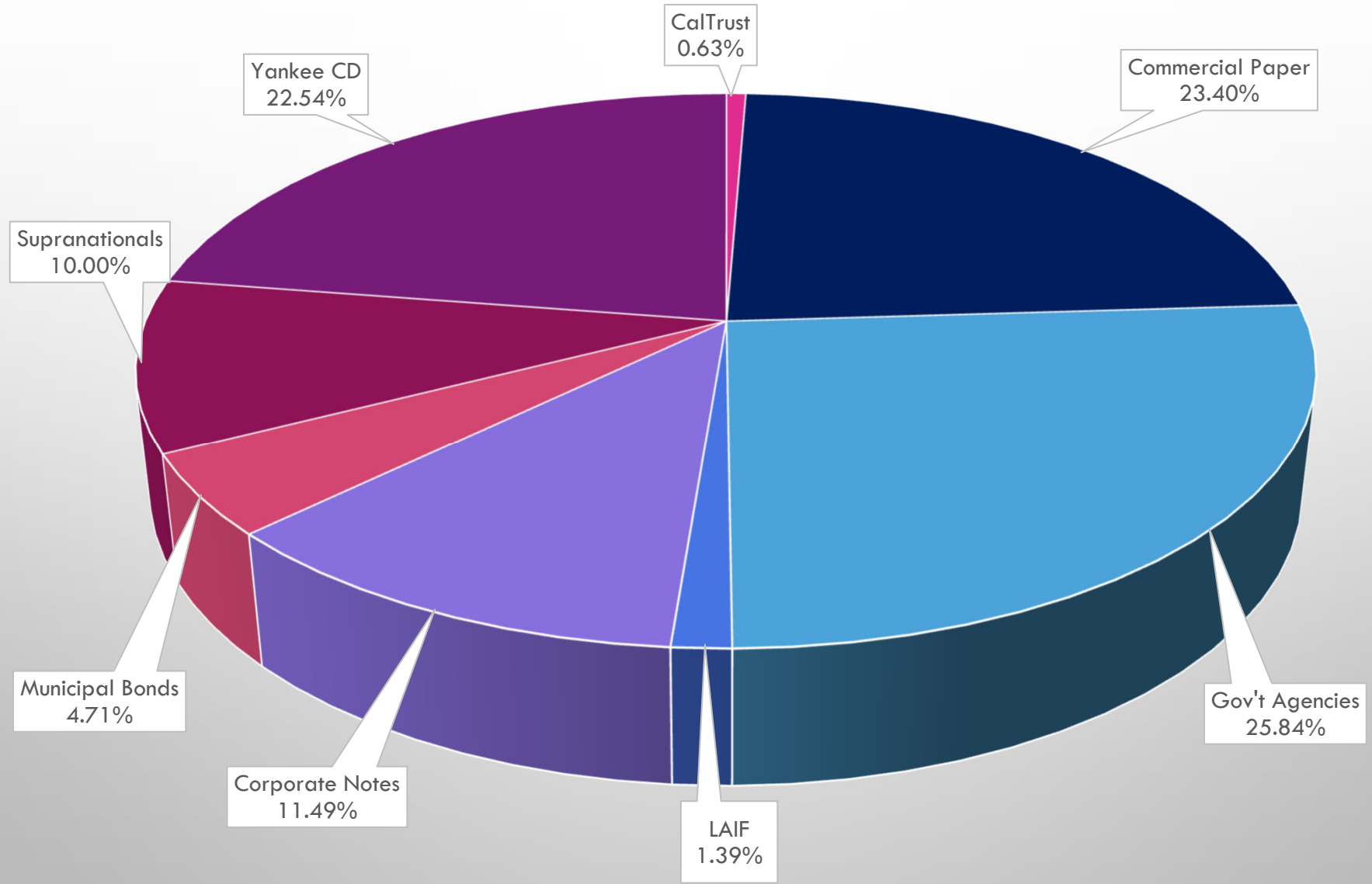


EXHIBIT 8

January 2023

PORTFOLIO HOLDINGS BY S&P CREDIT RATINGS

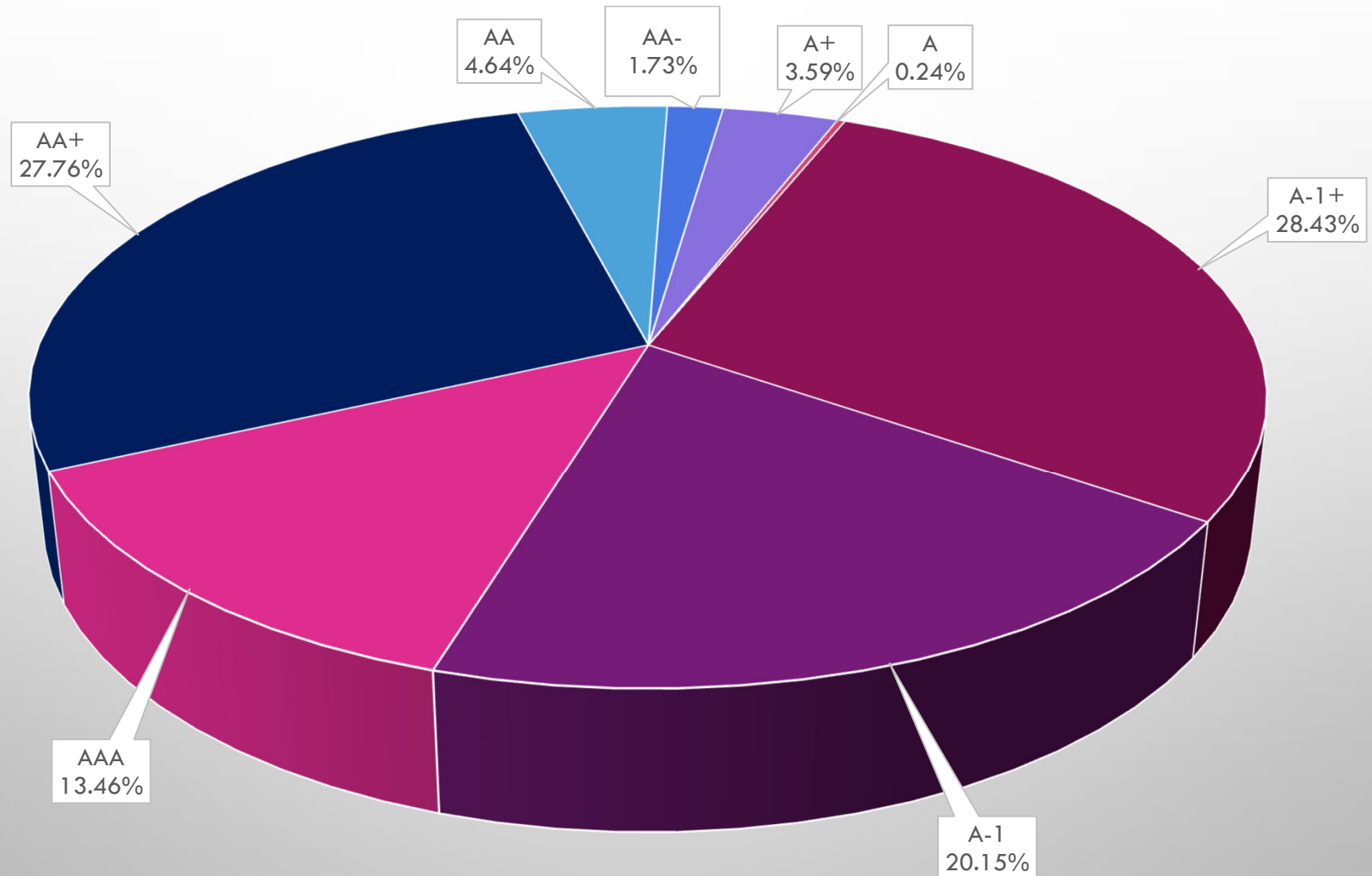


EXHIBIT 9

January 2023